

# Portfolio at-a-Glance

## Denmark

As of June 30, 2019



Denmark is a valued, active partner of the World Bank Group (WBG), through its thought leadership as well as its financial support. Working with the WBG enables Denmark to leverage not only its funds, but also its knowledge and capabilities to help end extreme poverty, boost shared prosperity, and support sustainable development. This partnership is generating results that improve lives in lower- and middle-income countries around the world.

Denmark's contributions paid-in to the WBG totaled US\$1,516 million for fiscal years (FY) 2015-19. In FY19, Denmark contributed US\$102 million to International Development Association (IDA), US\$112 million to IBRD/IDA trust funds, US\$172 million to Financial Intermediary Funds (FIFs) and US\$10 million to International Finance Corporation trust funds (IFC TFs).

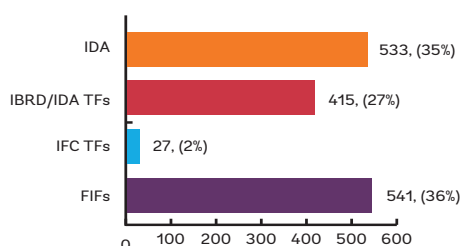
The number of active trust funds to which Denmark contributed at the end of FY19 totaled 68, including 47 IBRD/IDA TFs, 12 FIFs and 9 IFC TFs.

## Total contributions to WBG FUNDS FY15-19

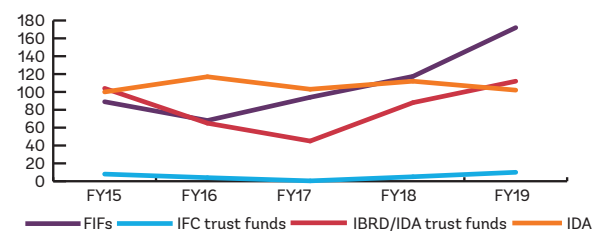
# \$1,516 MILLION

**\$ 533 M** IDA  
**\$ 415 M** IBRD/IDA TFs  
**\$ 541 M** FIFs  
**\$ 27 M** IFC TFs

**Total Contributions Paid-In to the World Bank Group FY15-19 (US\$ millions)**



**Annual Contributions Paid-In to WBG Funds, FY15-19 (US\$ millions)**



IDA replenishment contributions are annualized.

**Breakdown of Denmark's Contributions to IDA, Trust Funds, IFC and FIFs compared with other Development Partners, FY15-19**

WBG Funds	Denmark	Top 10 Donors	All Donors
IDA	35%	42%	42%
FIF contributions	36%	42%	39%
IBRD/IDA TF contributions	27%	15%	15%
<i>of which to single-donor TFs</i>	7%	17%	23%
<i>of which to multi-donor TFs</i>	93%	83%	77%
IFC TF contributions	2%	2%	4%

**Denmark's Top Contributions Paid-In to IBRD/IDA TFs, FIFs, and IFC TFs, FY15-19 (US\$ millions)**

IBRD/IDA TFs	Afghanistan Reconstruction Trust Fund	134
	Partnership for Infrastructure Development in the West Bank and Gaza Multi Donor Trust Fund	57
	Energy Sector Management Assistance Program Multi Donor Trust Fund	30
FIFs	Global Partnership for Education Fund	203
	Global Environment Facility	136
IFC TFs	Middle East And North Africa Concessional Financing Facility	68
	Global Business Innovation Partnership	9
	Inclusive Green Growth	6
	Somalia Private Sector Development Trust Fund	3

- Contributions paid-in is the amount of contribution received by the Bank in the form of cash or promissory notes. All contributions paid-in (cash and promissory notes, net of certain discounts) are reported based on historical values (if not converted) using the date of receipt. For cash receipts, the foreign exchange value is posted when the FX conversion has been effected. It may also include contribution transfers from other trust funds. Minor double counting may occur. Amounts to donor balance and holding accounts have been excluded.
- All figures exclude the Advanced Market Commitment (AMC) FIF that is not part of the TF pool.
- IFC contribution paid-in consist of cash and promissory notes receipts for Advisory/Investment TFs.
- Some numbers may not total due to rounding.
- Number of active IBRD/IDA trust funds excludes parallel funds that were created under the new cost recovery policy.

# Denmark and the International Development Association (IDA)

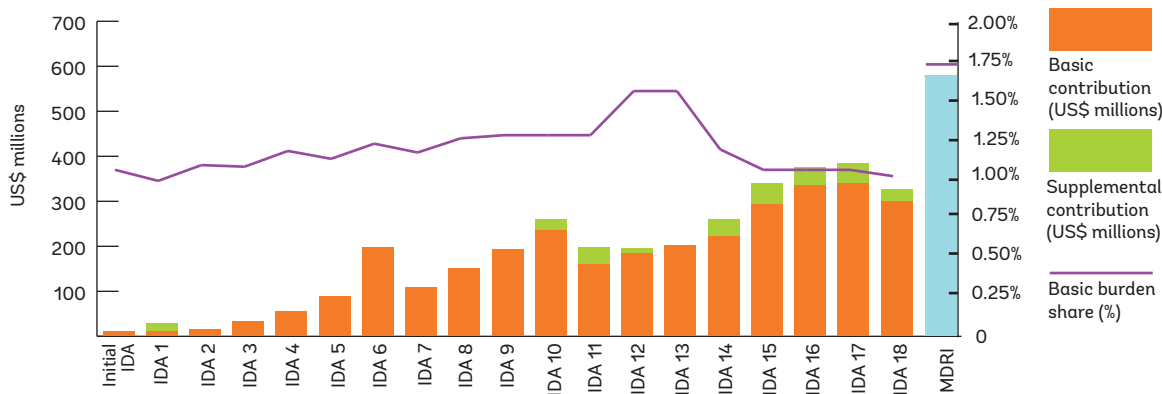
The historic and innovative IDA18 replenishment, which dramatically scales up the resources available for the fight against extreme poverty, could not have been achieved without Denmark's strong support. IDA18 delivers strengthened policy commitments on FCV, climate change, gender, governance and institution building, and jobs and economic transformation. IDA18 offers excellent value for money, with every \$1 in total partner contributions translating into about \$3 in spending authority. This is one of the most concrete and significant commitments to date on the Addis Ababa Action Agenda—critical to achieving the 2030 Sustainable Development Goals. For IDA18, Denmark was the 18<sup>th</sup> largest contributor to IDA on a grant equivalent basis.

## Comparison of Denmark's Recent Contributions to IDA Replenishments

Replenishment	Basic burden share	Total Contribution <sup>1</sup>			
		DKK millions	% change	US\$ millions	% change
IDA18	1.04%	2,165	0.0	326	-14.2
IDA17	1.08%	2,166	1.3	380	3.3
IDA16	1.08%	2,138	17.5	368	10.8
IDA15	1.08%	1,819		332	

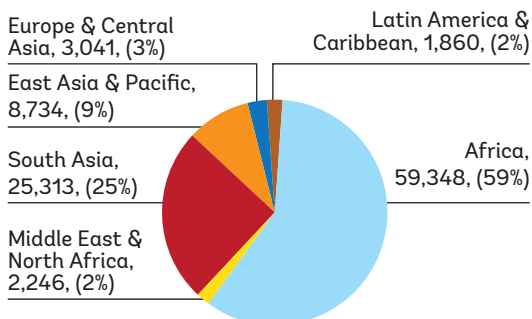
1. Amount includes grant and supplemental contribution, contribution for HIPC, arrears clearance, grant compensation, and excludes the additional investment income arising from accelerating the standard encashment schedule from 11 to 9 years.

## History of Denmark's Contributions to IDA

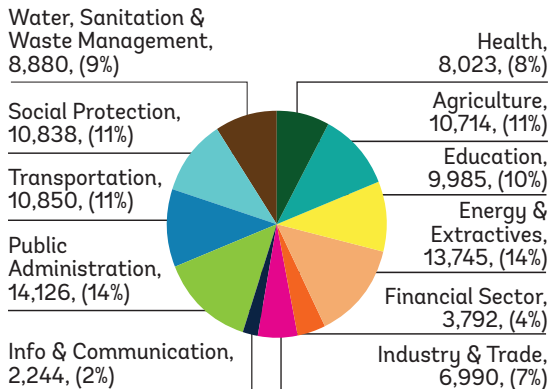


IDA06 includes special replenishments FY84 and Special Facility for Africa, IDA11 includes Interim Trust Fund. Basic burden share for these replenishments reflects prorated average of replenishments. Conversion to US\$ is at the US\$/Special Drawing Rights reference rate of the replenishment. Supplemental contributions also include the following contributions: HIPC, arrears clearance, grant compensation, and the benefit of the 11 to 9 years credit acceleration. MDRI replenishment covers FY07-FY44 and reflects target contribution based on IDA18 cost update. IDA18 Resolution was adopted by IDA's Board of Governors on March 31, 2017 and will cover a period of FY19Q2-FY20.

## Overall IDA Commitments by Region, FY15-19 (US\$ millions)



## Overall IDA Commitments by Sector, FY15-19 (US\$ millions)



From FY2011 -2018



**86 MILLION**

people received access to better water services



**274 MILLION**

Children were immunized



**657 MILLION**

People received essential health services



**140,000**

Kilometers of roads were constructed, rehabilitated or upgraded

From FY2015 -2018



**44 MILLION**

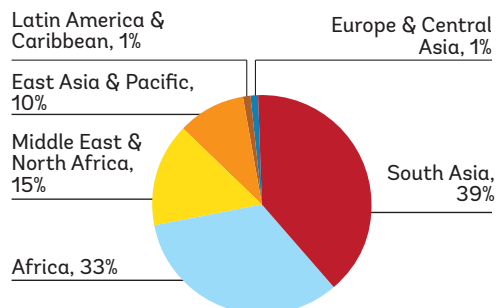
People connected to new or improved electricity service

# Denmark and IBRD/IDA Trust Funds

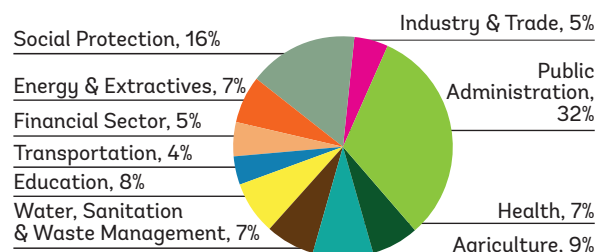
Denmark's contributions paid-in to IBRD/IDA trust funds were US\$415 million over FY15-FY19. Denmark's contributions paid-in were received mainly from Ministry of Foreign Affairs, at 56%.

Over FY15-FY19, 65% (US\$238 million) in disbursements from IBRD/IDA trust funds supported by Denmark were made through recipient-executed trust funds, of which 40% co-financed Bank projects. The remaining 35% (US\$128 million) were made through Bank-executed trust funds.

## Denmark's Recipient-Executed Trust Fund Commitments by Region, FY15-19



## Denmark's Recipient-Executed Trust Fund Commitments by Sector, FY15-19



## Disbursements by Denmark-Funded IBRD/IDA Trust Funds Compared with other Development Partners, FY15-19

	Denmark	Top 10 Donors	All Donors
IBRD/IDA TF disbursements			
via Bank-executed TFs	35%	25%	24%
via recipient-executed TFs	65%	75%	76%
of which support fragile states	64%	60%	46%
of which support IDA countries	72%	78%	65%

## Top Beneficiaries of Funds, FY15-19 (US\$ millions)

Country/Region	Commitments	Denmark's Share of Commitments
Afghanistan	4,622	94
West Bank and Gaza	738	32
Ethiopia	943	26
Somalia	271	14
Myanmar	107	11

From 2002 through the end of FY18, projects funded by the Afghanistan Reconstruction Trust Fund helped:



6.2

MILLION

Beneficiaries with access to electricity.



14.1

MILLION

Beneficiaries with access to roads.



10

MILLION

Beneficiaries with access to water and sanitation services.



9 MILLION

Children enrolled in basic education.

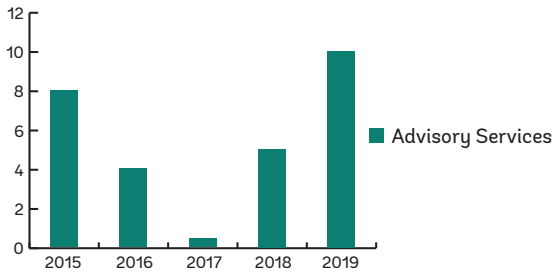
- Bank-executed trust funds are funds used for specific projects and grant supervision, knowledge and technical assistance that benefits clients, and work related to program management and administration of trust funded programs.
- Recipient-executed trust funds are funds that the Bank passes on to a third party and for which the Bank plays an operational role, i.e. the Bank normally appraises and supervises activities financed by these funds.
- Data includes commitments where IBRD is the implementing agency for FIFs. Disbursement breakdowns for multi-donor trust funds are prorated based on contribution paid-in as of FY19. Disbursements from IBRD/IDA trust funds for which funding is transferred from FIFs are included (e.g. IBRD as implementing agency for the Global Environment Facility).
- Fragile states data is based on the MDB harmonized list of fragile situations.

# Denmark and IFC Trust Funds

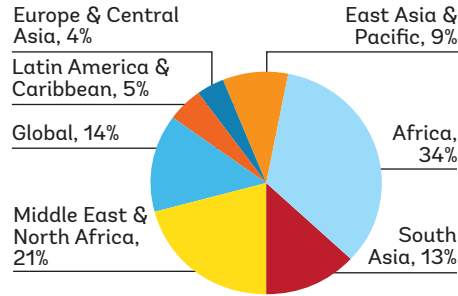
Denmark's paid-in contributions were US\$27 million between FY15-FY19, with US\$10 million received during fiscal year 2019. During this period, 100% of funds were directed at Advisory Services (US\$27 million)

Total disbursements of contributions by Denmark were US\$25 million over FY15-FY19. 34% (US\$9 million) of disbursements between FY15-FY19 were utilized in Sub Saharan Africa, followed by 21% (US\$5 million) utilized in Middle East and North Africa.

**IFC Trust Funds Annual Contributions Paid-In by Purpose, FY15-19 (US\$ millions)**



**IFC Disbursements by Region, FY15-19**



From FY14 through FY18:



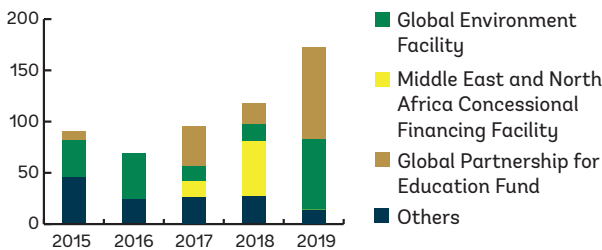
**\$311.1 MILLION**

Financing facilitated through resource efficiency technologies projects.

# Denmark and Financial Intermediary Funds

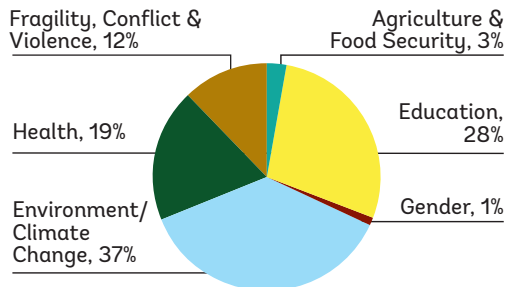
Denmark's contributions paid-in to Financial Intermediary Funds (FIFs) were US\$541 million over FY15-FY19. Approximately 39 percent of commitments by these FIFs are implemented by the World Bank. The remaining funds are implemented by other agencies.

**Denmark's Annual FIF Contributions Paid-In, FY15-19 (US\$ millions)**



Top three programs above are based on FY15-FY19 cumulative contributions paid-in.

**Denmark's FIF Commitments by Sector, FY15-19**



From inception through FY2019:



**Global Partnership for Education Fund:**

**77%**

of children completed primary education.

Akihiko Nishio  
Vice President  
Development Finance Vice Presidency  
The World Bank



**For queries:**  
dpcqueries@worldbank.org

worldbank.org  
worldbank.org/dfi  
worldbank.org/ida  
fiftrustee.worldbank.org