



**UDENRIGSMINISTERIET**

# **NEDERLANDENE**

## **PRÆSENTATION FOR**

### **RETSUDVALGET**

Ambassadør Jens-Otto Horslund- 29. oktober 2018



**UDENRIGSMINISTERIET**

**PROGRAM**  
**GENERELT**  
**NL POLITISK**  
**NL ØKONOMI**  
**GENEREL ØKONOMI**  
**ARBEJDSMARKED**  
**SIKKERHED OG KRIMINALITET**  
**DANMARK VS NEDERLANDENE**



# GENERELT

- Konstitutionelt monarki
- Parlamentarisk demokrati
- Kongeriget Nederlandene:
  - Nederlandene,
  - Aruba,
  - Curacao,
  - St. Martin



# GENERELT

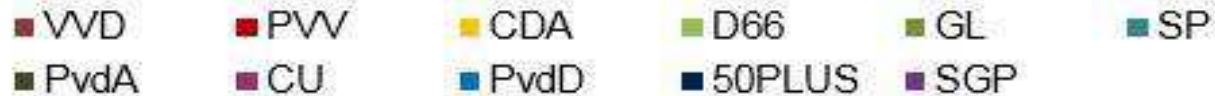
- Regeringsby: Haag
- Hovedstad: Amsterdam
- 12 provinser
- 380 kommuner
- 17 mio. indbyggere
- 41.500 km<sup>2</sup>
- 2/3 under havets overflade



# NL POLITISK

## Dutch parliamentary election result

Number of seats in the parliament



Parlamentsvalg  
15. marts 2017

Source: Oxford Economics

# NL POLITISK

## Ny regering – Rutte III

Den 26. oktober 2017 efter syv måneders forhandling



Mark Rutte (VVD)

Sybrand Buma (CDA)



Gert-Jan Segers (CU)



Alexander Pechtold (D66)



# NL POLITISK

## Peiling Zetelverdeling

				Versch. t.o.v. vorige week	Versch met TK2017
<i>zetels</i>	TK2017	14-10- 2018	21-10- 2018		
VVD	33	24	24		-9
GroenLinks	14	18	18		4
PVV	20	18	18		-2
FvD	2	14	14		12
PvdA	9	14	14		5
SP	14	13	13		-1
CDA	19	11	11		-8
D66	19	9	9		-10
Partij voor de Dieren	5	8	8		3
DENK	3	7	7		4
ChristenUnie	5	6	6		1
50PLUS	4	5	5		1
SGP	3	3	3		
<b>Totaal</b>	<b>150</b>	<b>150</b>	<b>150</b>		
<b>Coalitie</b>	<b>76</b>	<b>50</b>	<b>50</b>		<b>-26</b>

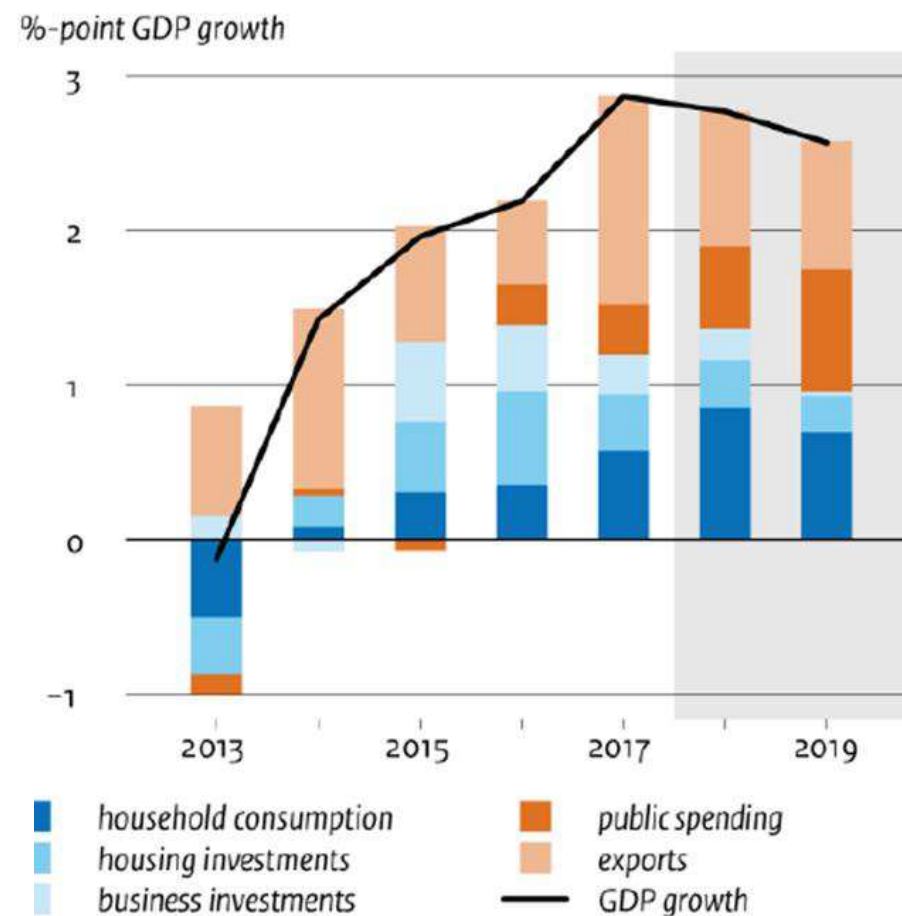
Meningsmåling  
d. 22. oktober

# NL ØKONOMI

Økonomisk vækst  
6. år i træk

	2017	2018	2019
GDP growth continues	2.9	2.8	2.6
Unemployment to lowest level since 2001	4.9	3.9	3.5
Raising low VAT tariff pushes up inflation	1.3	1.6	2.5
Purchasing power is increasing	0.3	0.4	1.5
Budget surplus	1.2	0.9	1.0
Government debt decreases further	57	53	49

## Contributions from spending categories

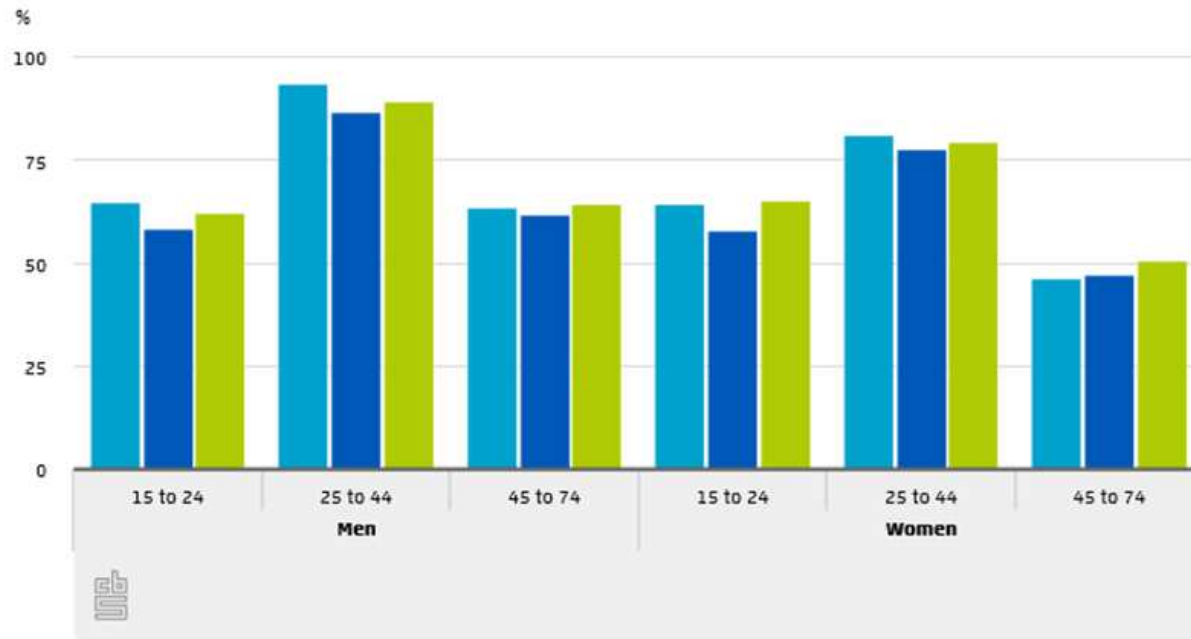




# NL ØKONOMI

- Arbejdsløsheden daler
- Mangel på kvalificeret arbejdskraft

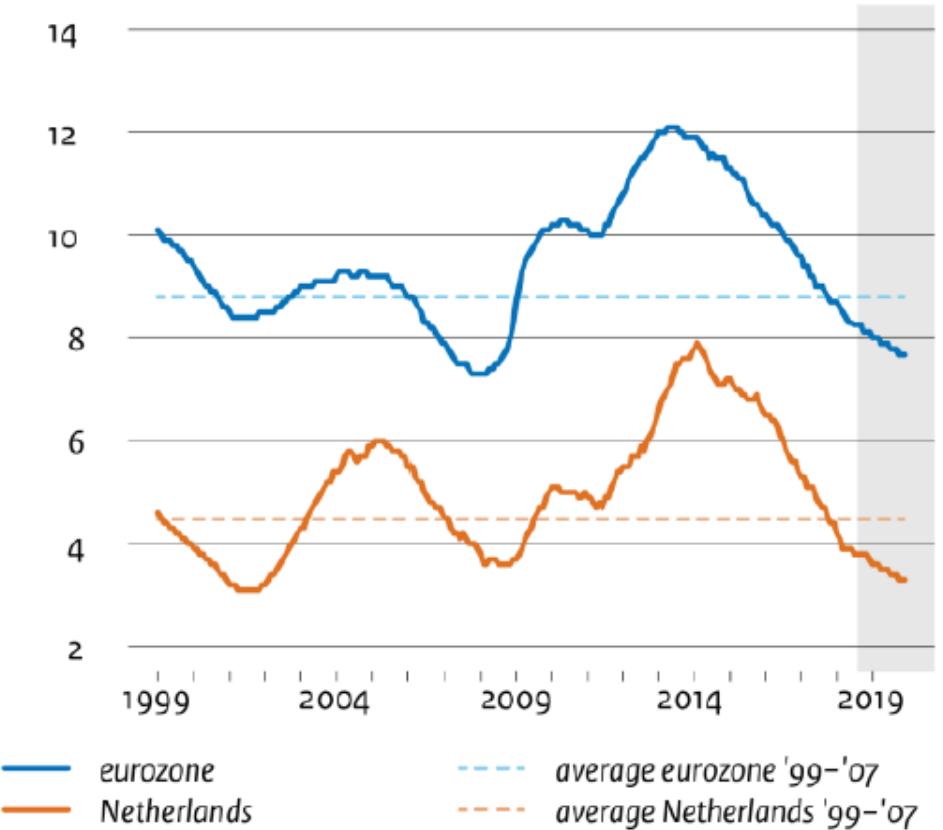
Net labour participation, seasonally adjusted



Feb 2009 Mar 2014 Feb 2018

## Unemployment

in % of labour force



# SIKKERHED OG KRIMINALITET I NL

Mest kriminalitet  
per 1000 indbyggere:

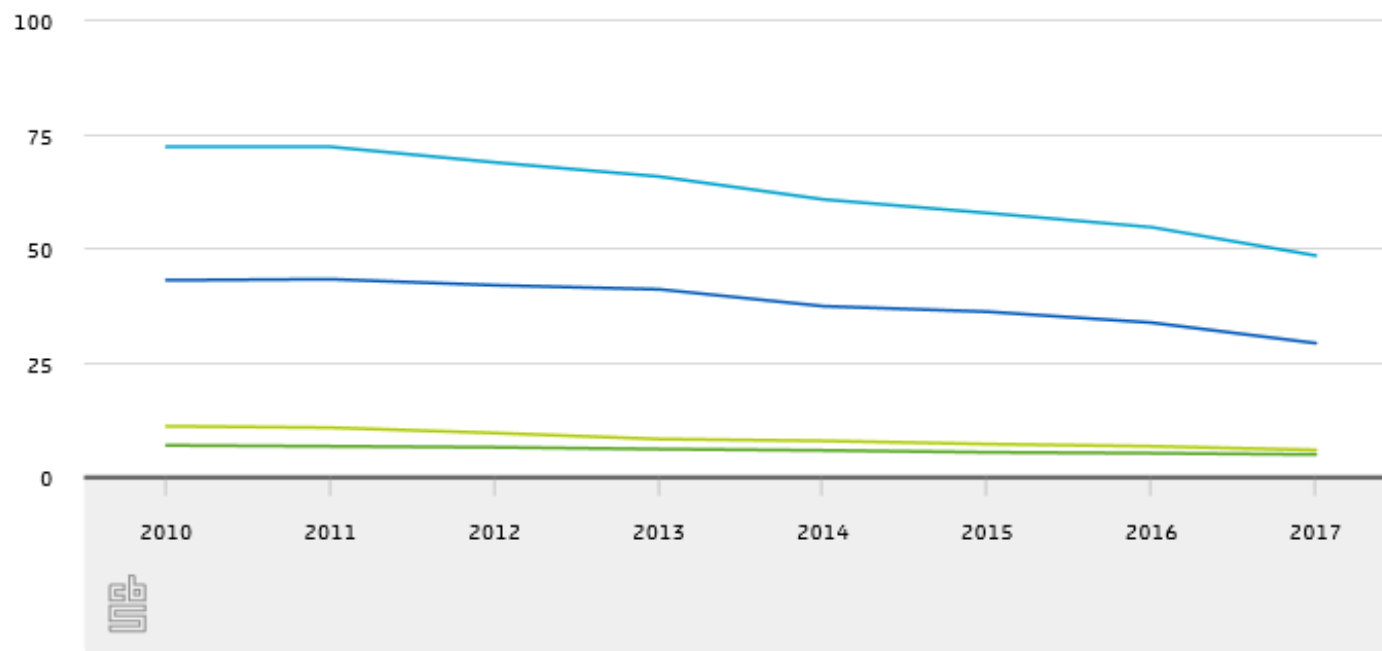
Amsterdam – 102

Rotterdam – 87

Utrecht – 83

Registered criminal offences, by type

Per 1,000 inhabitants



— Total — Property — Damage, offences against public order/authority  
— Violent and sexual offences

# SIKKERHED OG KRIMINALITET I NL

Aktuelle emner inden for kriminaliteten



# DANMARK VS NEDERLANDENE



- Jantelov
- Homogen vs Divers
- Hierarki
- cykelkultur





**UDENRIGSMINISTERIET**

# SPØRGSMÅL



**Ambassadør Jens-Otto Horslund- 29. oktober 2018**