



# Investing in nature for resilient societies & poverty reduction

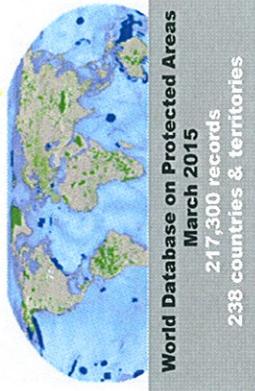

**Inger Andersen**  
Director General, IUCN

Folketinget, Copenhagen, 9 October 2015



# A unique union of governments & NGOs

## Generating knowledge for development



### World Heritage Outlook



**TRAFFIC**  
the wildlife trade monitoring network



**MEKONG**  
WATER DIALOGUES



**BONN**  
CHALLENGE

**SOS**  
SAVE OUR SPECIES



**IUCN**  
WORLD PARKS CONGRESS  
SYDNEY 2014



**ibat** | FOR BUSINESS  
Integrated Biodiversity Assessment Tool



RESULTS OF THE  
ENVIRONMENT AND GENDER INDEX (EGI)





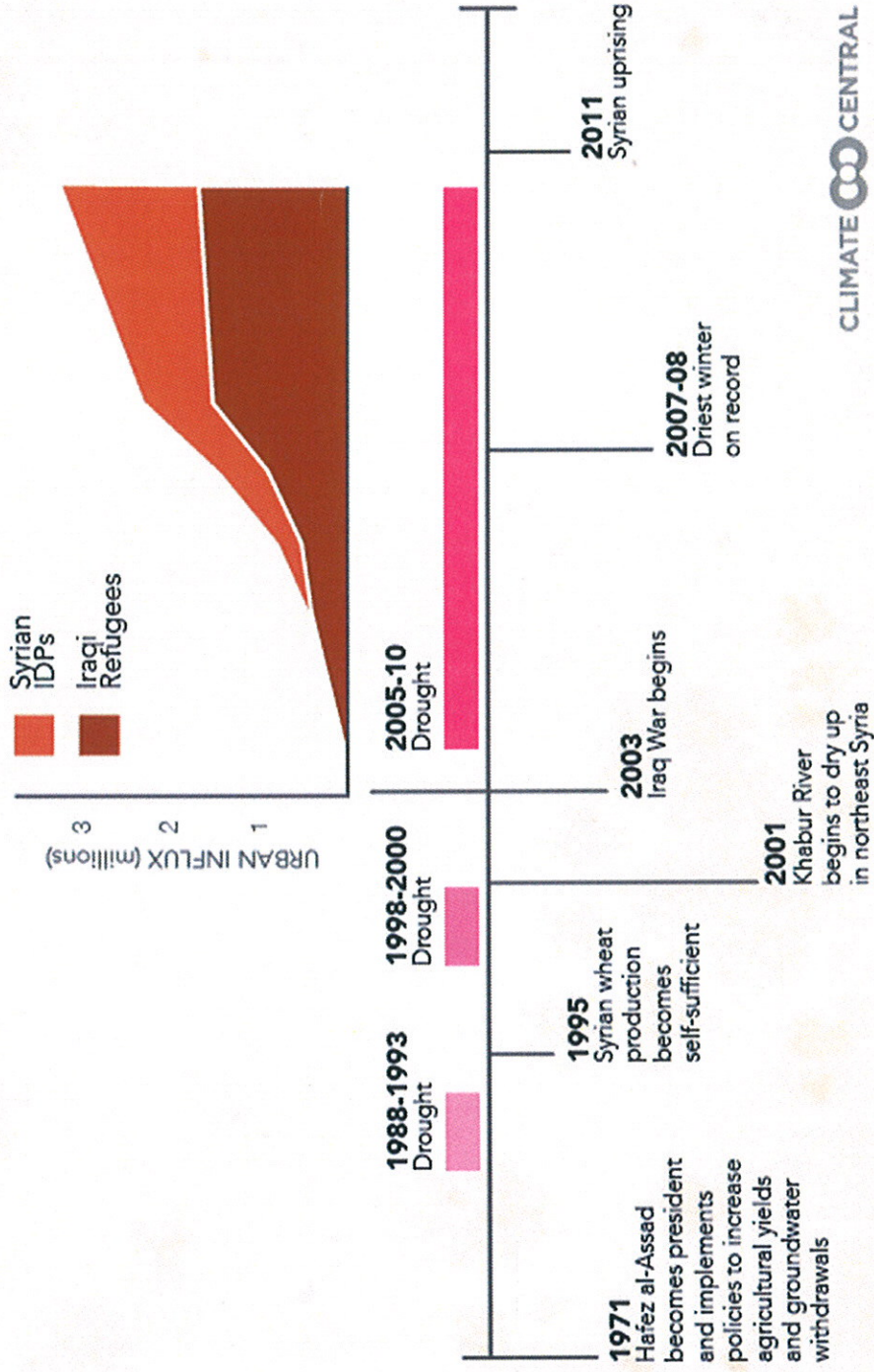
# Support implementation of the SDGs

## IUCN Programme 2017–2020




# Breakdown of nature = breakdown of societies

## the case of large scale migration



A connected path from ecosystem collapse to agricultural collapse to societal breakdown and mass human migration  
 Source: [www.climatecentral.org](http://www.climatecentral.org), modified from Kelley et al., 2015.

# Nature-based solutions cost-effective investments in nature





# Helping companies measure and value impacts and dependencies on nature

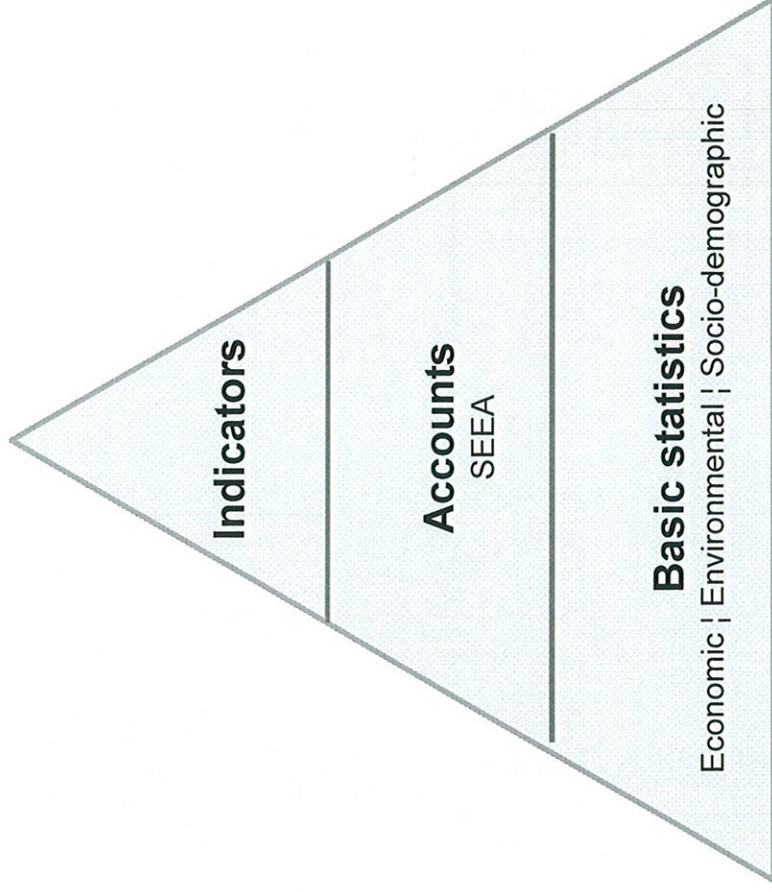

Annual environmental costs in 2008 attributable to the largest 3,000 public companies

Environmental impact	External costs generated by listed companies in 2008 (US\$ million)	% of externalities arising from supplied goods and services	Average external cost relative to revenue in 2008
GHG emissions	1,444,864	44%	4.47%
Water abstraction	366,555	66%	1.13%
Pollution (SOx, NOx, PM, VOCs and mercury)	314,001	54%	0.97%
General waste	21,157	40%	0.07%
Natural resources			
Fish	6,099	79%	0.02%
Timber	1,542	68%	0.01%
Other ecosystem services, pollutants and waste	Not available (NA)	NA	NA
<b>Total</b>	<b>2,154,218</b>	<b>49%</b>	<b>6.66%</b>

Source: Trucost



# Addressing the invisibility of nature & tracking the implementation of the SDGs



2014

Information pyramid



[www.iucn.org](http://www.iucn.org)