

Fifth periodic report
Convention on the Rights of the Child
Denmark

Content

1. Introduction 6

 I. General measures of implementation..... 6

 I.A. Measures to implement the provisions of the Convention..... 6

 I.B. Dissemination of knowledge of the Convention 8

 I.C. State parties shall make their reports widely available to the public in their countries 9

 II. Definition of the child..... 9

 III. General principles..... 9

 III.A. Non-discrimination..... 9

 III.B. The child’s best interest..... 10

 III.C. Respect for the views of the child 11

 III.D. The child’s right to life, survival and development 11

 IV. Civil rights and freedoms 12

 IV.A. Birth registration and nationality 12

 IV.B. Preservation of identity 12

 IV.C. Freedom of expression 12

 IV.D. Freedom of thought, conscience and religion 12

 IV.E. Freedom of association and of peaceful assembly 12

 IV.F. Protection of privacy..... 12

 IV.G. Access to information..... 12

 V. Violence against children 12

 V.A. Abuse and neglect..... 12

 V.B. Harmful practices..... 13

 V.C. Sexual exploitation and sexual abuse 13

 V.D. Torture or other cruel, inhuman or degrading treatment or punishment 14

 V.E. Physical and psychological recovery and social reintegration of child victims 14

 V.F. Helplines for children..... 14

 VI. Family environment and alternative care..... 14

 VI.A. Family environment 14

 VI.B. Parents’ common responsibilities, assistance to parents and childcare services 15

 VI.C. Separation from parents..... 15

 VI.D. Family reunification 15

 VI.E. Recovery of maintenance for the child..... 16

 VI.F. Children deprived of a family environment..... 16

 VI.G. Periodic review of placement 16

 VI.H. Adoption..... 17

 VI.I. Illicit transfer..... 17

 VI.J. Children with incarcerated parents 17

VII. Disability, basic health and welfare	17
VII.A. Children with disabilities	17
VII.B. Survival and development.....	18
VII.C. Health and health services.....	18
VII.D. Prevalent health challenges, physical and mental health and well-being of children and communicable and non-communicable diseases	18
VII.E. Reproductive health rights of adolescents and measure to promote a healthy lifestyle	19
VII.F. Measures to protect children from substance abuse	20
VII.G. Social security and childcare services and facilities	20
VII.H. Standard of living.....	20
VIII. Education, leisure and cultural activities.....	20
VIII.A. The right to education.....	20
VIII.B. Cultural rights of children belonging to indigenous and minority groups	21
VIII.C. Education on human rights and civic education	21
VIII.D. Rest, play, leisure, recreation and cultural and artistic activities	21
IX. Special protection measures.....	22
IX.A. Children outside their country of origin seeking refugee protection, unaccompanied asylum-seeking children, internally displaced children, migrant children and children affected by migration	22
IX.B. Children belonging to a minority or an indigenous group	23
IX.C. Children in street situations	23
IX.D. Children in situations of exploitation.....	23
IX.E. Children in conflict with the law, child victims and witnesses of crimes and juvenile justice	25
IX.F. Children in armed conflicts.....	26
X. Optional Protocol on the sale of children, child prostitution and child pornography	26
X.A. Developments	26
X.B. Measures to establish liability of legal persons for offences under the Optional Protocol	27
X.C. Prevention measures and promotion of awareness.....	27
X.D. Access to seek compensation, social reintegration and physical and psychological recovery	27
X.E. Protection of victims and witnesses during the criminal justice process.....	27
X.F. International cooperation	27
XI. Optional Protocol on the involvement of children in armed conflict	27
XI.A. Minimum age, legal and policy measures and direct participation in hostilities.....	27
XI.B. Physical and psychological recovery including technical cooperation and financial assistance	28
XI.C. Screening of child asylum seekers and migrants	28
XI.D. Indictment for war crimes	28
2. Greenland	29
I. General measures of implementation.....	29
I.A. Measures to implement the provisions of the Convention.....	29
I.B. Dissemination of knowledge of the Convention	30
I.C. State parties shall make their reports widely available to the public in their countries.....	30
II. Definition of the child.....	30

III. General principles.....	30
III.A. Non-discrimination.....	30
III.B. The child’s best interest and respect for the views of the child	31
III.C. The child’s right to life, survival and development.....	31
IV. Civil rights and freedoms	31
IV.A. Birth registration and nationality	31
IV.B. Preservation of identity	31
IV.C. Freedom of expression and the right to seek, receive and impart information	31
IV.D. Freedom of thought, conscience and religion	31
IV.E. Freedom of association and of peaceful assembly	31
IV.F. Protection of privacy and protection of image	32
IV.G. Access to information from a diversity of sources and protection from material harmful to a child's well-being	32
V. Violence against children	32
V.A. Abuse and neglect.....	32
V.B. Measures to prohibit and eliminate all forms of harmful practices.....	32
V.C. Sexual exploitation and sexual abuse	32
V.D. The right not to be subjected to torture or other cruel, inhuman or degrading treatment	32
V.E. Measures to promote the physical and psychological recovery and social reintegration of child victims	33
V.F. The availability of helplines for children.....	33
VI. Family environment and alternative care	33
VI.A. Family environment and parental guidance	33
VI.B. Parents’ common responsibilities, assistance to parents and provision of childcare services	33
VI.C. Separation from parents.....	33
VI.D. Recovery of maintenance for the child	33
VI.E. Children deprived of a family environment	33
VI.F. Periodic review of placement	34
VI.G. Adoption.....	34
VI.H. Illicit transfer and non-return	34
VI.I. Children with incarcerated parents and children living in prison with their mothers	34
VII. Disability, basic health and welfare	34
VII.A. Children with disabilities	34
VII.B. Survival and development.....	34
VII.C. Health and health services.....	34
VII.D. Standard of living.....	35
VIII. Education, leisure and cultural activities.....	35
VIII.A. The right to education.....	35
VIII.B. Children belonging to minority or indigenous groups.....	35
VIII.C. Education on human rights	35
VIII.D. Rest, play, leisure, recreation and cultural and artistic activities (art. 31)	35

IX. Special protection measures	35
IX.A. Children in street situations.....	35
IX.B. Children in situations of exploitation	36
IX.C. Children in conflict with the law	36
IX.D. Children in armed conflicts	37
X. Optional Protocol to the Convention on the Rights of the Child on the involvement of children in armed conflict ...	37
3. Faroe Islands.....	38
I. General measures of implementation.....	38
I.A. Measures to implement the provisions of the Convention.....	38
I.B. Dissemination and awareness raising	40
II. Definition of the child.....	40
III. General principles.....	40
III.A. Respect for the views of the child	40
IV. Civil rights and freedoms	40
V. Violence against children	40
V.A. Sexual exploration and abuse	40
V.B. Recovery and reintegration	40
V.C. Helplines for children	41
VI. Family environment and alternative care	42
VII. Disability, basic health and welfare	42
VII.A. Children with disabilities	42
VII.B. Health and health services.....	43
VII.C. Measures to protect children from substance abuse	43
VII.D. Standard of living	43
VIII. Education, leisure and cultural activities.....	44
VIII.A. Education, including vocational training and guidance	44
VIII.B. Aims of education.....	45
VIII.C. Rest, play leisure and recreation	45
IX. Special protection measures	45
Annex 1: Statistical information regarding Denmark	47
Annex 2: Statistical information regarding Greenland	112
Annex 3: Statistical information regarding the Faroe Islands.....	131

1. Introduction

1. Denmark ratified the UN Convention on the Rights of the Child on 19 July 1991. According to article 44 of the Convention the states parties have to submit a report to the UN Committee on the Rights of the Child every fifth year, reporting on the measures they have taken to implement the rights recognised in the Convention and the progress made in respect of the enjoyment of these rights. This is Denmark's fifth periodic report according to article 44 of the Convention. It updates previous reports and describes policy measures taken to implement the recommendations in the Concluding Observations of the Committee on the Rights of the Child (doc. CRC/C/DNK/CO/4). The recommendations are addressed in the appropriate sections of the report.
2. To ensure a coherent description of the special legislative, administrative and practical conditions in Greenland and the Faroe Islands, this report contains separate reviews of these areas in sections 2 and 3.

I. General measures of implementation

I.A. Measures to implement the provisions of the Convention

3. Denmark assigns the highest priority to the protection of children's rights and a number of initiatives have been taken to further strengthen, promote and protect the rights of children since Denmark's last periodic report. This includes legislative amendments to strengthen the advocacy function of the National Council for Children which as an independent institution funded by the state provides advice to the Government and Parliament on children's issues. The tasks of the council include drawing attention to areas in which children's rights are not sufficiently protected in legislation and administrative practice. An additional DKK 2 million annually has been earmarked to strengthen the work of the National Council for Children.

Development cooperation

4. Denmark is one of few countries in the world to deliver on the UN target for donor countries' spending on development assistance and is a fully committed partner in the global fight for the eradication of poverty and the promotion of human rights, democracy, rule of law and sustainable growth.
5. With Denmark's strategy for development cooperation 'The Right to a Better Life' from 2012, Denmark decided to apply a human rights-based approach to development cooperation where human rights as core values are used in Denmark's bilateral and multilateral partnerships and as a base for political dialogues. Instead of beforehand determining which groups in society should be prioritized Denmark applies a more strategic approach. In each specific programme and project, Denmark identifies the conditions and power relations which cause poverty and prevent the realisation of human rights. Thus, country policy papers are developed and human rights assessments made which help identify where Denmark can make a difference for the most marginalized groups of persons in the concerned country. This may in some cases include children.
6. The Ministry of Foreign Affairs supports Save the Children Denmark's long-term development activities to promote children's rights and livelihoods with DKK 56 million in 2015. In addition as of October 2015 Save the Children Denmark has been granted DKK 54 million to carry out humanitarian assistance, including DKK 18 million for activities in Syria and Iraq. Many other Danish private organisations receiving grants from the Ministry of Foreign Affairs have children as a target group.

Concluding observation, para. 9

7. Under Danish law it is a general principle that the possibility to bring an appeal is restricted in minor, less serious cases. The Appeals Permission Board may, however, grant the right to appeal if the case is of general public importance or if other particular reasons justify it. Therefore, Denmark cannot withdraw its reservation.

Concluding observation, para. 11

8. In 2014 a committee of experts in the human rights field delivered its report on several human rights aspects, which was subsequently submitted to public consultation. After the consultation, the Government decided not to incorporate a number of UN Human Rights Conventions into Danish law since such incorporation, according to the Government, might entail a risk of a shift in the legislative powers conferred upon Parliament to the courts. It was the opinion of the Government that it is important to maintain the elected representatives' responsibility for compliance with our international obligations. As regards Protocol No. 12 to the European Convention on Human Rights, the Government decided not to accede to the Protocol as such accession might also entail a risk of a shift in the powers conferred upon the legislature to decide what could serve as a legitimate basis for differential treatment to the courts and, as a last resort, the European Court of Human Rights.

Concluding observation, para. 13

9. Prior to Denmark's accession a thorough assessment of national legislation was carried out to ensure that national legislation was in accordance with the provisions and principles of the Convention and the Optional Protocols and the Government continuously fulfils its responsibility to assess national legislation in light of international obligations including the Convention.
10. With regard to the Committee's recommendation on a Child Act, the Government can inform that there are currently no such plans. Children's rights and the implementation of the Convention are as a result of the principle of sector accountability mainstreamed, thereby making every public body responsible for implementation of and compliance with the Convention within the body's area of competence.

Concluding observation, para. 15

11. As described in para. 10 the principle of sector accountability applies and the implementation of children's rights is hence relevant to and the responsibility of the body normally performing the task. It is thereby ensured that children's rights are implemented in a comprehensive, coherent and consistent matter throughout the public sector and in all aspects of society which children come into contact with rather than being the focus of e.g. only the social sector. A standing structure as recommended by the Committee would therefore be alien to Danish conditions and the prevailing administrative structure.
12. With regard to the question of disparity issues please refer to para. 15-16.

Concluding observation, para. 17

13. Denmark does not have a harmonised plan of action specifically on implementation of the Convention. As described in para. 10 and 11 the principle of sector accountability ensures that all public authorities in every sector are responsible for ensuring proper implementation in the sector which they are responsible for. The implementation of the Convention is hence not the responsibility of one public authority or subject of just one action plan. Rather the implementation of the Convention and children's rights are cross-sectorial concerns which form parts of the objective of a number of initiatives and actions plans launched since Denmark's last periodic report. This includes, but is not limited to :
 - The National Strategy against Honour-related Conflicts.
 - Establishment of the 'National Cyber Crime Centre'.
 - Amendments of the Act on Parental Responsibility.
 - A significant strengthening of the effort for children who are victims of abuse.
 - A supervision reform which aims at improving and aligning standards and quality of care and treatment in placement facilities and foster homes.
 - The 2014 school reform.

Concluding observation, para. 20

14. A special Office for Children as part of the Parliamentary Ombudsman institution was established in 2012 in

order to protect and enhance children's rights. The main tasks of the office are: a) To handle complaints concerning children in cases where authorities have made an administrative decision, b) To visit institutions for children and monitor the authorities' work with children and c) To contribute to monitoring of the implementation of children's rights.

Concluding observation, para. 22

15. The municipalities are financed through taxes as well as grants from the Government. The annual block grant is adjusted to compensate for changes in the responsibilities of the municipalities and to ensure that the municipalities' financial resources correspond to their responsibilities. As part of the municipal reform a financing reform was implemented with the object of i.a. achieving a higher level of equalisation between the municipalities.
16. In the area of social services the state shall reimburse part of the municipalities' expenses to assistance and support under the Act on Social Service if these exceed a defined threshold.

Concluding observation, para. 24

17. The Government agrees with the Committee on the importance of developing statistics to be used i.a. in relation to policies and programmes on poverty, violence and abuse. Data collection within e.g. the area of social services and the health sector including on matters affecting children has been and is continuously strengthened.

Concluding observation, para. 69

18. Denmark ratified the Optional Protocol on a Communications Procedure in 2014.
19. Denmark has ratified all ILO core conventions on workers' rights. These apply as well to foreign nationals legally residing in Denmark. With regard to the International Convention on the Protection of the Rights of All Migrant Workers and Members of Their Families, Denmark finds that the insufficient distinction between the economic and social rights of regular and irregular migrant workers is not in line with national and EU policies - especially when it comes to preventing irregular migration.

I.B. Dissemination of knowledge of the Convention

20. To strengthen knowledge of the Convention a number of campaign and information activities targeting school children were initiated in 2013 and are still ongoing. These include strengthening children's knowledge of the rights of children to be protected from abuse and guidance on where to find help in case of abuse.
21. The civil society organisations focusing on children's rights in Denmark have created a forum for discussion and coordination regarding children's rights and the implementation of the Convention. Inter-ministerial meetings with the group are held on a regular basis with the purpose of enhancing cooperation between civil society and public authorities.

Concluding observation, para. 26

22. The Public School Act of 2014 makes it mandatory for schools to include teaching on children's rights. Human rights and international organisation are part of the history and social studies curriculums.
23. In 2014 the Ministry of Children, Education and Gender Equality and the Ministry of Foreign Affairs established a team of international advisors to provide guidance to schools on topics such as children's rights, global citizenship and sustainable development. This includes guidance on student councils as a way of ensuring that the views of children are heard and at the same time enabling pupils to become active and critical citizens. The Ministry of Children, Education and Gender Equality has in collaboration with the Danish Institute for Human Rights developed teaching modules and relevant materials on human rights including on the Convention.

Concluding observation, para. 28

24. In the area of social services DKK 30 million has been allocated annually to further education of municipal social workers. Focus is particularly on ensuring that the views of the child are taken into account in decision-making.
25. With regard to law enforcement officers, police ethics with a general focus on human rights issues and a thematic focus on obligations in relation to children is included in the curriculum of the compulsory bachelor in policing as well as in advanced training programmes. Selected staff receives special training on video-interviewing child victims. For further information please refer to Denmark's fourth periodic report, para. 36.
26. With regard to judges the subject of human rights is incorporated in training courses and seminars when relevant. A Nordic three day seminar focusing solely on the rights of children was attended by eight Danish judges in 2015. A specific seminar offered on custody cases also includes the issue of children's rights.
27. With regard to teachers the issue of human rights is addressed in a number of mandatory subjects in the bachelor of education programme including in the subject 'general education' which deals with the concepts and practical application of human rights, children's rights, citizenship and democracy. With regard to teaching in schools on the subject of children's rights please refer to para. 20-21.

Concluding observation, para. 30

28. Since 2013 businesses have been legally obliged to explicitly account for human rights including children's rights in their financial statements. A national action plan on the implementation of the UN Guiding Principles on Business and Human Rights was published in 2014.
29. Legislation has furthermore been passed to reinforce the Danish National Contact Point to the OECD. The institution may examine complaints lodged against private Danish companies, private organisations and public authorities concerning non-compliance with the OECD Guidelines on Multinational Enterprises including the provisions on children's rights. The institution is furthermore engaged in awareness-raising in close cooperation with relevant stakeholders.

I.C. State parties shall make their reports widely available to the public in their countries

Concluding observation, para. 71

30. Denmark's fourth periodic report and the Concluding Observations of the Committee are publicly available on the website of the Ministry of Social Affairs and the Interior.

II. Definition of the child

31. Please refer to Denmark's third periodic report, para. 70.
32. With regard to marriage please refer to para 65.

III. General principles

III.A. Non-discrimination

Concluding observation, para. 32

33. Children who are lawfully staying in Denmark are entitled to services e.g. social services on an equitable basis. To ensure de facto equal access certain accommodations are made in specific areas. An example is the additional subsidy to reduce and in some cases de facto eliminate the charge of day-care which may be granted if the parents' income does not exceed a certain threshold.

Concluding observation, para. 33

34. Denmark is continuously striving to prevent all forms of discrimination and racism and steps have been taken to strengthen this effort. The National Integration Barometer was launched in 2012 to measure the success of integration on 9 different parameters including on discrimination and equal treatment. In 2010 an 'Action Plan on Ethnic Equal Treatment and Respect for the Individual' was adopted. The initiatives of the action plan aimed at engaging a multifaceted effort in combating racial discrimination and included the teaching material 'Diversity and Prejudices' which focuses i.a. on tolerance, inclusion, prejudices, citizenship, hate speech and discrimination. DKK 5 million has been allocated annually for the period 2012 to 2015 to fund projects on preventing and combating discrimination and strengthening active citizenship of newcomers.

III.B. The child's best interest

35. The child's best interest is a paramount consideration to which considerable weight is attributed throughout the various sectors:

Social services

36. The Act on Social Services stipulates that paramount consideration shall be attributed to the best interest of the child in cases within the area of social services. Support must hence be adapted to the specific situation and needs of the child and must be based on the child's own resources. Support shall be provided at an early stage and be designed to ensure continuity in childhood and a safe environment offering close and stable relations to adults e.g. by supporting the child's family relations and network.

Parental responsibility

37. The Act on Parental Responsibility was amended in 2012 to further strengthen the best interest of the child in particular during conflicts between the parents. It furthermore ensures that interviews of children in family law cases are always conducted by a child welfare consultant. A pilot project on reducing the strain placed on children involved in cases regarding parental responsibility was launched in 2015. It aims at strengthening the ability of parents to cooperate after a divorce or break up through therapeutic intervention.

Adoption

38. A political agreement entered into in October 2014 on reforming the international adoption system in Denmark is aimed at ensuring ethical international adoptions and enhancing the supervision of such adoptions. In addition the reform ensures better preparation of future adoptive parents to support a sound upbringing of the child in its new family as well as an expansion of the current post-adoption services to adoptive parents.
39. The rules on adoption were changed in 2009 and 2015 making it possible to adopt a child without the consent of its parents if the parents are permanently unable to take care of the child. Adoption without consent of a child placed in a foster family is possible if the child's attachment to the foster family makes it harmful for the child to break the relation. In all situations adoption may only be granted if it is in the best interest of the child.

Immigration

40. Children below the age of 15 may be granted family reunification in accordance with the general rules in the Aliens Act. In 2012, it was specified in the Aliens Act that the best interest of the child may speak in favour of granting, in exceptional cases, a child above the age of 15 a residence permit on the basis of family reunification.
41. The Government has taken initiative to establish guidelines on the handling of cases regarding children of rejected asylum seekers who are placed in care due to a care order. The aim is to ensure that specific attention is paid to these cases and that children placed in care due to a care order will not be expelled.

Concluding observation, para. 35

42. Please refer to para. 36 and 40-41.

III.C. Respect for the views of the child

43. Please refer to Denmark's fourth periodic report, para. 92-102.

Concluding observation para. 37

Social services

44. When a child is in need of special support, the view of the child shall always be taken into account, and proper importance must be attributed to the views of the child in accordance with the age and maturity of the child. The child protection examination, which must be performed prior to special support being put in place, must include a consultation with the child, unless the maturity of the child or the nature of the case strongly suggest otherwise. For further information please refer to Denmark's fourth periodic report, para. 92-94.

Policy development

45. The municipalities are required to draw up a cohesive child policy designed to secure cohesion between the general and preventive work and measures for children in need of special support. An effort has furthermore been made to increase focus on including the views of children in the development of policies and legislation i.a. through participation of children in expert groups and panels in cooperation with the National Council for Children. This approach has been used in regard to issues such as placement in care and the use of forcible measures against children placed in care.

Education

46. Please refer to Denmark's fourth periodic report para 107-112.

47. To ensure that the views of children attending private schools are heard in cases regarding expulsion the Ministry of Children, Education and Gender Equality has developed two publications which include guidelines for principals.

48. Decisions on referral to special education may only be made in consultation with the child and the parents.

Health care

49. Parental consent must be obtained for medical treatment of children under the age of 15. Children including children with disabilities shall, however, be involved to the highest possible degree in decisions regarding their treatment and their views shall be taken into consideration. In treatment of adolescents above the age of 15 an informed consent from the adolescent must be obtained.

Family law

50. Consideration of the best interests of the child is a fundamental principle in family-law cases concerning children. Therefore, the child should be heard to the greatest possible extent and due respect must be paid to the views of the child e.g. through information obtained from the parents, interviews with the child conducted by child welfare consultants and/or examinations carried out by child experts. The State Administration carries out approximately 2400 interviews with children annually.

Training of professionals and staff

51. Please refer to para. 24-27.

III.D. The child's right to life, survival and development

52. The Government is making an extensive effort to promote mental health and well-being among children including establishing cross-sectorial collaboration with the aim of combating stigma in regard to mental health and mental illness in primary care settings and schools.

IV. Civil rights and freedoms

IV.A. Birth registration and nationality

53. Birth registration is performed by the midwife who informs the ministerial register, which for historical reasons is administered by the Established Church. Since Denmark's last periodic report the processes for civil registration have been digitalised and the applicant is hence not required to have contact with the Established Church.
54. For information on nationality please refer to Denmark's fourth periodic report, para. 115-118. A number of amendments of the Nationality Act have been made i.a. ensuring equal access to Danish citizenship for children born in and out of marriage and equal access to pass on Danish citizenship to a child through adoption.

IV.B. Preservation of identity

55. Please refer to Denmark's fourth periodic report, para. 119-122. From September 2015 the Nationality Act allows for dual nationality.
56. With regard to paternity cases please refer to Denmark's third periodic report, para. 108-113.

IV.C. Freedom of expression

57. Please refer to Denmark's initial report, para. 79-85.

IV.D. Freedom of thought, conscience and religion

58. Please refer to Denmark's initial report, para. 93-98.

IV.E. Freedom of association and of peaceful assembly

59. Please refer to Denmark's fourth periodic report, para. 125.

IV.F. Protection of privacy

60. In June 2013 a committee of experts was set up to review legislation on the use of forcible measures against children and young persons placed in care. It was tasked with describing challenges related to the use of such measures and presenting proposals for a new regulatory framework with the aim of ensuring children's rights and integrity. The Committee submitted its report to the Government in 2015.

IV.G. Access to information

61. The Danish Broadcasting Cooperation (DR) operates two channels specifically providing public service content for children. 25 percent of funds provided to DR and TV2's film production is earmarked films for children and young people.

V. Violence against children

V.A. Abuse and neglect

62. Pursuant to the Act on Social Services one is obliged to notify social services if becoming aware of a child exposed to maltreatment or living in conditions that threaten the child's health and development. Professionals working with children are subject to a strict duty to notify. Since Denmark's last periodic report amendments have been made to underline the importance of timely and correct action from social services when receiving information about possible child abuse. Thus, social services are obliged to assess within 24 hours whether immediate action is needed. If the notification concerns violence or abuse social services must conduct an interview with the child to ensure that the views of the child are taken into account.
63. In 2013 the Government allocated DKK 268 million to strengthen the protection of children and young people

from abuse through legislative amendments as well as implementation activities and knowledge building.

64. Five special Children's Houses covering all municipalities have been established. The Children's Houses ensure that child victims of abuse receive coordinated and professional help from social services, police, therapeutic services and health services in a child friendly environment. During the first year of operation approximately 1000 children have received support.

V.B. Harmful practices

Early and forced marriages

65. Any person who coerces another into marriage or into participating in a religious marriage ceremony with no legal effect is liable for imprisonment. The authorities are obliged to ensure that neither of the parties enters into marriage involuntarily or as a result of coercion. In order to i.a. prevent forced marriages family reunification may only be granted when both individuals have attained 24 years of age.
66. 'The National Strategy Against Honour-related Conflicts' was launched in 2012 with the main aim to prevent honour-related conflicts including forced marriages. The efforts include support and cooperation among municipalities, education of professionals, a hotline for parents, support for young people and information campaigns. The 'Strategy against Parallel Legal Concepts' launched in 2012 aims at preventing women and minors from being forced into entering a religious marriage or from being kept in one against their own free will. The main initiatives are legislative changes, an education program for religious communities, capacity building among professionals and assistance to citizens.

Female genital mutilation

67. Any person who assaults a person by cutting or otherwise removing external female genitals in full or in part, whether with or without consent, is liable for imprisonment.

V.C. Sexual exploitation and sexual abuse

68. The National Police has two ongoing projects: one entailing investigation of the potential trafficking of minor victims into Denmark, the other aimed at enhancing information exchange between authorities in potential cases of trafficking in human beings including children.
69. The effort to combat child pornography on the internet remains a high-priority area for the police. The National Cyber Crime Centre' (NC3) was established in May 2014 and has a section of approximately 20 investigators dedicated to combat possession and distribution of child abuse material. The NC3 assists i.a. in the investigation of cases regarding distribution of child abuse material on the internet.
70. The NC3 has laid down national guidelines concerning the handling of cybercrime related cases and is responsible for a national database of pictures and videos of sexual abuse of children enabling automated searches of computers etc. In addition, the NC3 have entered into cooperative agreements with the majority of the Danish internet service providers as well as the NGO Save the Children Denmark in an effort to block access to websites that host child abuse material. Since the beginning of this cooperation, 50 000 websites have been blocked. NC3 participates in international cooperation and networks to combat cybercrime and online sexual abuse of children.
71. The obligation to obtain criminal records concerning sexual offences against children prior to engaging new staff was in 2012 broadened to apply to all persons who on a regular basis will be in contact with children younger than 15 thereby including volunteers.

V.D. Torture or other cruel, inhuman or degrading treatment or punishment

72. Children who have been subjected to torture or other cruel, inhuman or degrading treatment or punishment may receive treatment at one of the regional rehabilitation centers for torture victims or at one of the two private centers. The treatment is provided free of charge.
73. With regard to the use of coercion in the psychiatric system a legislative amendment was passed in 2015 clarifying i.a. the legal position of minor psychiatric patients and expanding the application of the law on the use of coercion in psychiatry to patients aged 15 to 17 who have not consented to treatment. Interventions performed on children under the age of 15 now have to be reported despite parental consent.
74. Please refer to para. 60 for information on the review of legislation on the use of forcible measures against children placed in care.

Concluding observation, para. 39.

75. Corporal punishment may be punishable as violence under the Criminal Code.
76. For information on awareness-raising and public education please refer to para. 20.

Concluding observation, para. 40.

77. Denmark has made substantial investments in a national initiative for preventing and addressing violence and sexual abuse against children. As part of the initiative the Ministry of Social Affairs and the Interior in collaboration with the NGO Save the Children Denmark have made a number of campaign and education activities for children on the right to be protected from violence and abuse. For further information on the initiative as a whole, please refer to para. 62-64.
78. With regard to a legal ban on all forms of violence please refer to para. 75.
79. With regard to data collection, please refer to annex 1, section E.1.a.

V.E. Physical and psychological recovery and social reintegration of child victims

80. Please refer to para. 64.
81. In the area of health care funds have been allocated to a highly specialised hospital effort to ensure expertise.

V.F. Helplines for children

82. Please refer to para. 148.

VI. Family environment and alternative care

VI.A. Family environment

83. For the period 2014-2017 DKK 280 million has been allocated to initiatives which ensure early support for vulnerable children including children with disabilities. The Preventive Measures Package consists of the following initiatives:
 - Strengthening parental competences through preventive, family-oriented efforts.
 - Strategic partnerships between municipalities and organisations on preventive efforts aimed at disadvantaged children and young people.
 - Strengthening early efforts aimed at disadvantaged children in day-care.
 - Extending the municipalities' use of leisure activities as a preventive measure for disadvantaged children and young people.

Concluding observation, para. 42

84. The municipalities shall offer temporary accommodation facilities to women who have been exposed to violence, threats of violence or similar crisis in their family relation. The woman may be accompanied by her children and the children shall receive care and support during their stay. Support and counselling on housing, finances, labour market, education etc. shall be offered to the woman during the period of relocation from the shelter and into the family's own home. The municipality is furthermore obliged to offer psychological treatment to the children.
85. With respect to the concluding observation stated in para. 42(b) please refer to para. 62-64 and to annex 1, section E.1.a.

VI.B. Parents' common responsibilities, assistance to parents and childcare services

86. All children in Denmark are entitled to be admitted to a day-care facility from the age of 26 weeks to school age. For information on subsidies to ensure equal access please refer to annex 1, section F.1.b.
87. Day-care facilities must contribute to ensure the children's well-being, development and learning. The pedagogical work must be organised to take into account the child's views considering the child's age and maturity.
88. The municipalities are obliged to offer language assessment of all three-year-olds who are not enrolled in day-care and three-year-olds in day-care if there are indications that the child may need language stimulation. Bilingual children, who based on the language assessment are in need of further support, shall receive free language stimulation 15 or 30 hours a week. If parents do not comply with their obligations to let their child undergo language assessment or stimulation, and their non-compliance is not due to excusable circumstances, the local authority shall make a decision to suspend child benefits.

VI.C. Separation from parents

89. With regard to early support for vulnerable children please refer to para. 83.

VI.D. Family reunification

90. Since Denmark's last periodic report it has been specified in the Aliens Act that the best interest of the child may speak in favour of granting, in exceptional cases a child above the age of 15 a residence permit on the basis of family reunification. It has furthermore been specified that the integration potential of a child shall never be included in the assessment of whether to grant a residence permit, if the child is below the age of 8.
91. The rules on family reunified children's recovery of residence permits, which have lapsed due to a stay abroad, e.g. a re-education journey, have been amended to i.a. emphasise that the best interest of the child is at the centre of the recovery assessment. Measures have also been taken to ensure that parents sending their children on re-education journeys are informed of the possible consequences in regard to the child's residence permit, i.e. that a residence permit will in general lapse if a minor foreign citizen has stayed outside of Denmark for more than 3 consecutive months on a re-education journey or other stay abroad, which has a negative impact on schooling and integration. The basic consideration is that such a stay, even if it is of shorter duration, may have serious negative repercussions for the child concerned.
92. In 2015, an amendment to the Aliens Act introduced a new temporary subsidiary protection status for refugees who are entitled to asylum due to a general situation in the home country, in accordance with the case *Sufi and Elmi v. the U.K.* Residence permit will be granted for an initial period of one year and may be extended by two years if the alien still is in need of protection. Due to the temporary nature of the protection, it is as a starting point not possible to obtain family reunification unless the person is granted an extension of the residence permit

after one year. Exceptions may, however, be made under certain circumstances, including where Denmark's international obligations so require. The immigration authorities will perform an individual assessment in each case ensuring observance of Denmark's international obligations. The new rules do not apply to foreigners, who are granted a residence permit pursuant to the Convention Relating to the Status of Refugees.

VI.E. Recovery of maintenance for the child

93. A parent who does not fulfil the obligation to provide for the child may be ordered to pay child maintenance. In 2010 the EU Regulation (EC) No 4/2009 on jurisdiction, applicable law, recognition and enforcement of decisions and cooperation in matters relating to maintenance obligations entered into force for Denmark, except for its rules on cooperation between central authorities.

VI.F. Children deprived of a family environment

Concluding observation para. 44(a)

94. The Government are continuously focusing on the implementation of the Child Reform Act in order to i.a. address risk factors for children being placed into care. For information on the Preventive Measures Package which contains initiatives to ensure early support for vulnerable children, please refer to para. 83. Recent initiatives include furthermore education for municipal social workers and a task force to improve the municipalities' case handling.

Concluding observation, para. 44(b)

95. The Government attaches great importance to continually improve the quality of care and treatment in placement facilities and foster homes. In 2014 a supervision reform entered into force with the aim of improving and aligning standards and quality of care and treatment in placement facilities and foster homes. One of the measures taken is the establishment of 5 regional bodies responsible for approving and supervising all placement facilities and a new model for quality. All facilities encompassed by the law have to obtain approval within two years. A whistle-blower function has been established to ensure that staff, residents and relatives can anonymously provide information on matters of concern and a task force has been established to support the municipalities in establishing good decision making processes.

Concluding observation, para. 44(c)

96. With regard to the effort being made to ensure respect for the views of the child please refer to para. 44.

97. The Government recognizes that some municipalities still struggle to ensure adequate individual action plans for vulnerable children. In 2012 funds were therefore allocated to a project aimed at improving the child protection examination and individual action plans.

Concluding observation, para. 44(d)

98. The Child Reform Act introduced legislation which ensures that municipalities are obliged to consider placement in a foster family. The Government has furthermore introduced new regulation to improve supervision and training of foster families and a number of projects aimed at developing foster care have been initiated in collaboration with the municipalities. As a result of the Child Reform Act the number of children placed in foster homes has increased from 49 % of the total number of children taken into care in 2009 to 58 % in 2013.

99. Families which take into care a child from its network or extended family have since 1 October 2015 been guaranteed additional support from the municipality. The aim is to enhance the possibility of the child being placed in a family which is familiar to the child.

VI.G. Periodic review of placement

100. The municipalities are responsible for conducting supervision visits at the placement facility at least twice

annually in order to secure that the child thrives and receives the right support.

VI.H. Adoption

101. Please refer to para. 38-39.

VI.I. Illicit transfer

102. The Child Abduction Unit was established in 2014 to coordinate the effort of all authorities involved in international child abduction cases and to support the left behind parent in order to secure the fastest and safest return of the child.

VI.J. Children with incarcerated parents

103. All Danish prisons and detentions have appointed at least one person responsible for children whose parents are incarcerated. It is the task of the appointed person to improve the conditions for children visiting their parents in prison institutions and to strengthen the relationship between the imprisoned parents and their children. This includes ensuring that each institution has at least one family friendly visit room and that the imprisoned parent has the opportunity to record "bedtime stories" for their children. In 2015 permanent funds have been allocated to cover transportation costs for children to visit their parents in prisons. In 2015 conversation groups for inmates with children have been established in 15 of the largest institutions of the Danish Prison and Probation Service. The purpose of the conversation groups is to strengthen the prisoners' parenthood in order to improve the conditions for the children during the incarceration as well as post-release.

Children living in prisons

104. Pursuant to section 54 of the Danish Sentence Enforcement Act inmates are entitled to have their child under the age of 1 living with them in the institution if the inmate is able to mind the child. For children aged 1 to 3 the parent is entitled to have the child live with them in the institution if the parent is able to mind the child and the institution as well as social services consider the conditions in the institution to be compatible with the best interests of the child. The parent and the child reside with other prisoners, but in specially selected units. The child may generally attend day-care outside the prison.

105. In order to avoid children living in prison alternative ways to serve a sentence are tried e.g. in two halfway houses where prisoners may serve the entire sentence together with their children and receive help and counselling.

VII. Disability, basic health and welfare

VII.A. Children with disabilities

106. Denmark attaches great importance to ensure that the life of children with disabilities is as normal as possible and to help the parents in this endeavour. Due to the principle of sector accountability all public authorities are responsible for making their facilities and services accessible to children with disabilities. This principle is a tool for ensuring a life as close to normal as possible in all areas including in regard to education, healthcare and cultural facilities.

107. DKK 18 million has been allocated to support projects run by NGOs on strengthening inclusion of children with disabilities in the school system and in leisure activities.

108. The municipality shall cover any necessary extra costs of maintenance in the child's home in respect of children with substantial and impaired physical or mental function or serious, chronic or long-term illness. The reimbursement is conditioned on the extra costs being incurred as a result of the child's impaired function.

Concluding observation, para. 46(a)

109. As described in Denmark's fourth periodic report the municipalities are obliged to pay compensation for loss of earnings to parents taking care of a child under the age of 18 in their home if the child's physical or mental function is substantially and permanently impaired or if the child is suffering from serious, chronic or long-term illness. The compensation is fixed on the basis of the parent's gross income the previous year, although the compensation may not exceed DKK 27 500 a month. Prior to 2012 the maximum was DKK 19 613 a month.

Concluding observation, para. 46(b)

110. Please refer to the information provided in para. 44.

Concluding observation, para. 46(c)

111. The principle of sector accountability as a key element of Danish disability policy implies that the public authority responsible for a service etc. is responsible for making it accessible to persons with disabilities.

Concluding observation, para. 46(d)

112. Strengthening teachers' knowledge on inclusion of children with disabilities is an important part of the school reform of 2014 and DKK 1 billion has been allocated for the period 2013 to 2020 to support targeted training. Furthermore, a national corps of learning consultants and a public school resource centre have been established to support inclusion of children with disabilities and ensure dissemination of existing knowledge as well as to develop knowledge on areas such as ADHD and autism.

113. Since 2012 special needs education including relevant international law has been a mandatory part of the curriculum of the bachelor of education program.

Concluding observation, para. 46(e)

114. The Government has entered into an agreement with Local Government Denmark on a range of initiatives concerning greater inclusion in the public school system. The aim is that 96 percent of pupils in the public school system will attend ordinary classes in 2015. In the school year of 2013/14 the number was 94.8 percent.

VII.B. Survival and development

115. Since Denmark's last periodic report the Health and Medicine Authority has published a revised guideline on preventive healthcare services for children and adolescents, a guideline on maternal care and a handbook on health work in schools. The latter is built around the Convention.

VII.C. Health and health services

Concluding observation, para. 48

116. Denmark considers the International Code of Marketing of Breast-milk Substitutes to be an important and valuable guideline. Denmark has fully implemented EU-directive 2006/141/EC on infant formula and follow-on formula.

117. Denmark does not have accredited baby-friendly hospitals as such. Midwives, nurses and health visitors are, however, all trained to promote and encourage breastfeeding. After discharge a midwife or health visitor will visit the family to provide guidance on i.a. breastfeeding.

VII.D. Prevalent health challenges, physical and mental health and well-being of children and communicable and non-communicable diseases

Concluding observation, para. 50

118. For the period 2013 to 2017 DKK 24 million have been allocated to six cross-sector projects on combatting overweight amongst children under the age of 18.

119. The Health and Medicines Authority has published guidelines on early identification of overweight and early intervention among children and adolescents and monitoring of the growth of children aged 0-5 as well as nine health prevention packages including one on nutrition, one on physical activity and one on overweight. The packages comprise an evidence-based tool to assist the municipalities in setting priorities, planning and organising health promotion and disease prevention initiatives.
120. Since 2005 the Health and Medicines Authority has conducted a nationwide campaign on physical activity for children and adolescents. In 2015 the target groups were parents of 10-15-year old children and staff in after-school clubs. The campaign included commercials, advertisements, material for after-school clubs and a website.
121. For the period 2010 to 2013 DKK 46 million was allocated to multidisciplinary health promotion initiatives aimed at children in vulnerable families affected by overweight or other health risks. For the period 2012 to 2015 DKK 28 million has been allocated to initiatives on early identification and intervention.
122. Data collection was in 2011 strengthened through a legislative amendment obliging municipal health services to monitor and report information on children's height and body weight during the first year of their life and during school years, the duration of breast feeding and the baby's exposure to smoke.
123. All children in day-care centres shall receive a healthy lunch meal in order to help establish good eating habits, prevent obesity and contribute to the general welfare and development of the children. The parent's board or the parents in day-care facilities can decide to opt-out on a healthy lunch meal. Day-care facilities are obliged to include body and motion in the pedagogical curriculum with the objective of contributing to strengthen the child's development of motor skills, perseverance and movement.
124. With regard to elementary school, materials on health as well as dietary guidelines have been developed for all grade levels. In schools and pre-schools there are no vending machines and the industry has implemented a self-regulation code to limit the marketing of unhealthy products to children and adolescents. Furthermore, since 2014 physical exercise has been a mandatory part of the school day.

Concluding observation, para. 52

125. Since September 2015 all patients referred to hospital have the right to diagnostic assessment or to receive a plan for further clinical examinations within one month. Moreover, patients have the right to undergo treatment at private hospitals or clinics, if a given treatment cannot be initiated by the local region within 60 days; within 30 days for patients suffering from a severe illness. The waiting period in child and adolescent psychiatry has fallen from 71 days in 2008 to 30 days in 2014.
126. With regard to the treatment of children diagnosed with ADHD and ADD an action plan emphasising prevention and effect was published in 2013. In 2014 national clinical guidelines for the treatment of children and adolescents with ADHD were published with the intention of ensuring a multidisciplinary approach and high quality treatment throughout the country.
127. With regard to data on the national substance abuse hotline (Giftlinien) please refer to annex 1, section G.3.

VII.E. Reproductive health rights of adolescents and measure to promote a healthy lifestyle

128. All women over the age of 18 have the right to elective abortion until the end of week 12 of the pregnancy after which permission must be obtained from the abortion council unless the pregnancy poses an impeding danger to the life of the pregnant woman. The abortion is provided free of charge. If the woman is under the age of 18, parental consent must be obtained. The doctor must inform the woman of the process, consequences and possible complications and the woman is offered a supportive conversation before and after the abortion.

129. Since Denmark's last periodic report the following initiatives have been taken:

- Development of a guiding tool for municipalities concerning their obligation to address sexual health and prevention of sexual health problems.
- HPV immunization scheme targeting girls.
- Annual national campaigns on sexual health targeting school children and young people.
- Hotlines on sexual health.
- Development of a model to strengthen sexual health education in primary and secondary schools.

VII.F. Measures to protect children from substance abuse

130. In 2011 the minimum age for buying alcohol (> 16.5 %) was raised to 18 years. An alcohol prevention package was issued to the municipalities containing specific recommendations.

131. Since 2011 family outpatient centres in all regions have aimed at strengthening prevention and treatment of alcohol and drug related birth defects through an early, coordinated and holistic approach. In 2015 decision was made to permanently fund treatment of children and young people under the age of 25 affected by alcohol abuse in their family.

132. The latest annual national report on the drug situation in Denmark (2014) shows that the level of experimental drug use which has been high but stable since 2000 is now dropping slightly with the exception of cannabis. In 2013 a drug prevention package was issued to support the municipalities. Focus has furthermore been on initiatives for primary and lower secondary schools as well as post-secondary education programs. The Health and Medicines Authority recommends that each institution formulates a drugs and alcohol policy to serve as a framework for preventive measures.

VII.G. Social security and childcare services and facilities

133. Please refer to annex 1, section G.4.

VII.H. Standard of living

Concluding observation, para. 54

134. On 1 January 2012 the 450 hour rule was abolished.

135. An 'activity-green card' has been established in a number of municipalities. The initiative offers vulnerable children and young people with an opportunity to participate in e.g. sport, music education, scouting etc. The beneficiaries are i.a. children of parents who do not have the economic, social or personal resources to support their children in attending leisure activities.

136. For information on child allowance please refer to annex 1, section G.4.

VIII. Education, leisure and cultural activities

VIII.A. The right to education

137. With regard to information on day-care please refer to para. 86-88.

Primary and secondary school

138. In 2014 a school reform was instituted in the Danish public schools with the purpose to provide better opportunities for academic development, reduce the influence of family background on educational achievements and strengthen the trust and well-being in public schools. The results of the reform are longer school days with opportunities to provide support for homework, increased physical exercise as well as increased interaction with

the surrounding society.

139. Equal opportunities for all children irrespective of their background continue to be a key goal within education and the school reform of 2014 lists it as one of three key priorities. In 2015 the project 'Strengthened skills for disadvantaged children-at-risk in primary schools' was launched. DKK 35.6 million is allocated over a period of 4 years to strengthen disadvantaged children's skills in reading and math. A project focusing on children receiving education at an institution is currently being implemented. The aims are to ensure compliance with educational standards, ensure that education is prioritised and enhance cooperation between institutions, public schools and local authorities.

140. With regard to bilingual children the Ministry of Children, Education and Gender Equality has recently completed the development of national tests in Danish as a second language. The purpose of the test is to analyse competences and potential of bilingual children with the aim of aiding teachers in their support of the child's language development. A task force has since 2008 worked in collaboration with schools and municipalities and since 2012 also with day-care and other care facilities to improve the ability to meet the needs of bilingual students. In 2012 an additional DKK 42 million was allocated to a development program in 14 schools on strengthening the proficiency of bilingual children.

Concluding observation, para. 56

141. With regard to information on education environment please refer to Denmark's fourth periodic report para. 54-56. It may be added that an Executive Order has been issued, which outlines the disciplinary actions that schools may take in regard to students who bully.

142. With regard to mother tongue education the Ministry for Children, Education and Gender Equality is currently assessing whether such education has an impact on the well-being and learning of students.

VIII.B. Cultural rights of children belonging to indigenous and minority groups

143. Please refer to Denmark's initial report, para. 357-359.

144. The German minority in Denmark has several day-care centres, primary schools and colleges. A subsidy corresponding to 100 percent of the average cost per pupil in the Danish public schools is granted. The municipalities in Southern Jutland have planned and initiated many initiatives to promote the German language in schools and day-care e.g. mutual activities for children from both sides of the border. The municipalities provide economic support to day-care centres and after-school activities.

VIII.C. Education on human rights and civic education

145. Please refer to para. 20-21.

VIII.D. Rest, play, leisure, recreation and cultural and artistic activities

146. In 2014 a new national policy on children's culture was launched. The strategy is based on the idea that children should continuously be exposed to art and culture from an early age and it contains 30 initiatives. A Children's Cultural Network composed of representatives of ministries, municipalities and the Danish Art Foundation has been established with the aim of coordinating efforts, advising as well as providing input on ministerial strategies and policies.

147. The public cultural institutions allocate considerable resources to cultural activities for children and young people and the Agency for Culture alone administers DKK 300 million annually to initiatives in this area.

IX. Special protection measures

Concluding observation, para. 64

148. The Government helps fund the toll free telephone line 'Børnetelefonen' which is operated by the NGO 'Children's Welfare' and offers advice to children and young persons. Additional resources were allocated in 2012 to ensure accessibility for children.

IX.A. Children outside their country of origin seeking refugee protection, unaccompanied asylum-seeking children, internally displaced children, migrant children and children affected by migration

149. Since Denmark's fourth periodic report a number of legislative changes have been adopted including an amendment of the Aliens Act making consent from the child required prior to initiating a search for parents or other family network members of a child which is unable to reside at a reception facility in the country of residence. An unaccompanied asylum-seeking child whose asylum application has been refused shall be assigned counsel unless the child itself has retained counsel or exceptional reasons make it inappropriate.
150. With regard to health services all residents in Denmark including refugees who have received a residence permit are entitled to public health care including hospital treatment, treatment by a general or specialist practitioner and rehabilitation post-hospitalisation. Furthermore newly arrived children who have received a residence permit are entitled to a medical screening with the purpose of detecting severe health problems at an early stage.

Concluding observation, para 58(a)

151. The Immigration Service has not and is currently not planning to initiate a systematic survey as such on the disappearance of unaccompanied asylum-seeking children/unaccompanied minors with a residence permit according to the Aliens Act, section 9c(3). For information on the procedure in cases of disappearance please refer to Denmark's fourth periodic report, para. 436-440.
152. The Immigration Service maintains a close dialogue with the operators of asylum centres including the Red Cross and other relevant players such as the police and local authorities on the handling of unaccompanied minors and specific challenges including disappearances.

Concluding observation, para. 58(b)

153. As soon as possible after an unaccompanied asylum-seeking child's arrival in Denmark a personal representative is appointed to assist and provide guidance during the asylum proceedings. The Refugee Appeals Board will take into account the special situation of unaccompanied asylum-seeking children and to the extent possible these cases are prioritized vis-a-vis other cases. For further information please refer to Denmark's fourth periodic report, para. 431.

Concluding observation, para. 58(c)

154. An amendment to the Aliens Act in 2010 codified the practice in regard to the age-determination process. Accordingly, the police and the Immigration Service may require an unaccompanied alien claiming to be under the age of 18 to submit to a medical examination to determine the alien's age. The medical examination is only omitted if it is obvious that the alien is a minor or an adult. If an unaccompanied alien claiming to be under the age of 18 refuses to participate he or she may after an individual assessment be assumed to be an adult.

Concluding observation para. 58(d)

155. Expenses for necessary healthcare and social services for children of asylum-seekers and unaccompanied asylum seeking children are covered by the Immigration Service and they are generally entitled to the same standard as children who are residents of Denmark.

156. Pursuant to the Aliens Act, a residence permit may be issued to an alien who is in such a position that essential considerations of a humanitarian nature render it conclusively appropriate to grant a permit this may include children who suffer from very serious treatment-requiring physical or psychological illnesses and where treatment is not available in the child's home country.

157. Apart from this, the Aliens Act does not provide a legal status for children solely on the ground that the child suffers from trauma or is diagnosed with psychological or psychiatric problems. A residence permit may, however, be issued to an unaccompanied asylum-seeking child if there are particular reasons to assume that the child should not undergo asylum proceedings or if the application for asylum was refused. In both cases, there has to be reason to assume that the child will be without any family network or in fact will be placed in an emergency situation upon a return to his or her country of origin or former country of residence.

Concluding observation, para. 58(e)

158. Children who seek asylum are subject to compulsory school attendance in Denmark. In general, the children are taught at the asylum-center. However, under certain conditions and with approval from the municipal school authorities or the institution the child can attend tuition at a public school. Asylum-seekers who have become enrolled in an upper secondary education may accept an unpaid or paid internship as part of his education.

IX.B. Children belonging to a minority or an indigenous group

159. Every child regardless of ethnicity has equal right to i.a. education and social services. Whether specific measures have to be put in place is hence based on an individual assessment of the needs and best interest of the child rather than on the child's ethnicity. Please refer to para. 33-34 for further information on non-discrimination and to para. 143-144 for information on the German minority.

IX.C. Children in street situations

160. The number of street children has since Denmark's last periodic report dropped from 204 children under the age of 18 in 2011 to 96 in 2015. The municipalities are pursuant to the Act on Social Service obliged to offer children support aimed at the specific needs of the child. For further information please refer to annex 1, section I.2.c.

IX.D. Children in situations of exploitation

IX.D.1. Economic exploitation

161. Children under the age of 13 are not allowed to work in Denmark and children under the age of 18 may not be subjected to physical, biological, chemical or emotional hazards. For further information please refer to Denmark's fourth periodic report, para. 444 - 457.

IX.D.2. Use of children in the illicit production and trafficking of narcotic drugs and psychotropic substances

162. Use of a child for the production or trafficking of narcotics may be punishable under the Criminal Code.

IX.D.3. Sexual exploitation and sexual abuse

163. Please refer to para. 62-64.

Concluding observation, para. 60(a)

164. The follow-up to the mentioned action plan was the strategy "Action behind words" which was launched in 2011. The strategy was developed in close cooperation with a number of authorities and organisations including Save the Children Denmark.

Concluding observation, para. 60(b)

165. The provision of holistic and long-term psychosocial support to child victims of sexual abuse has been substantially strengthened since Denmark's last periodic report. Of particular importance is the establishment of

the five Children's Houses described in para. 64.

Concluding observation, para. 60(e)

166. Please refer to para. 198-199.

IX.D.4. Sale, trafficking and abduction

167. A new Action Plan to Combat Human Trafficking was launched in 2015 with an appropriation of DKK 88.4 million for the period 2015-2018.

Concluding observation, para. 62(a)

168. According to the binding guidelines issued by the Director of Public Prosecution indictment shall generally be waived if the suspect has been a victim of human trafficking, provided that the alleged offence is related to the trafficking and cannot be characterized as a serious crime. This includes indictment for forgery or use of false documents or similar violations of the Aliens Act. Indictment for committing theft or dealing of narcotics may be waived if the person was trafficked with the purpose of exploiting the person to commit these acts. If the indictment is not waived due to the seriousness of the offence the penalty may be reduced due to the person being a victim of human trafficking.

Concluding observation, para. 62(b) and (c)

169. The crime of human trafficking is sanctioned with imprisonment for a term not exceeding ten years. In determining the sentence consideration must be given to the seriousness of the offence and information on the offender. It shall be considered an aggravating circumstance that the victim is under the age of 15 and has been trafficked in order to work in prostitution or that the life of the victim has been endangered deliberately or by gross negligence.

Concluding observation, para. 62(d)

170. The Danish Centre against Human Trafficking (CMM) conducts training for i.a. outreach workers, social workers, the police, immigration officials, health providers and child and youth institutions. Staff in the penal system including staff working at institutions for young prisoners has also been presented to the field.

171. The National Police implemented in 2014 a new updated national plan of education for police staff that performs border control. The education includes training in profiling victims of trafficking. In addition the Director of Public Prosecutions has issued a comprehensive set of guidelines to police officers and prosecutors on the handling of cases of trafficking. The guidelines describe victim identification and the law enforcement approach to victims of trafficking, who are considered to be a very vulnerable group.

Concluding observation, para. 62(e)

172. CMM cooperates with relevant organisations to promote and strengthen public awareness and knowledge on human trafficking. This includes awareness raising through the organisation's website and through meetings with stakeholders.

Concluding observation, para. 62(f)

173. The Danish efforts to combat human trafficking have continually been evaluated by external consultants and efforts as well as subsequent action plans have drawn on lessons learned. The current action plan will be evaluated externally as well in order to ensure progress, coordination and a holistic approach.

174. CMM is responsible for developing and maintaining a national referral system inspired by the experiences of other EU countries and taking into account the recommendations of the EU Expert Group on Human Trafficking. The system ensures dialogue and cooperation between the parties involved in combating human trafficking. The aims are to coordinate and ensure that the whole country is aware of applicable procedures and laws and that

these are implemented properly.

Concluding observation, para. 62(g)

175. Since Denmark's fourth periodic report the Alien's Act has been amended to grant victims of trafficking including children the right to a reflection period of at least 30 days prior to departure from Denmark. During the reflection period extended medical and psychological assistance, economic support and relevant social arrangements are offered. The recovery period may upon request be extended if particular reasons make it appropriate or if the foreign national is cooperating concerning a prepared return. The maximum reflection period for victims of human trafficking was in 2013 extended from a total of 100 days to 120 days.

IX.D.5. Other forms of exploitation (art. 36)

176. Please refer to Denmark's initial report, para. 355.

IX.E. Children in conflict with the law, child victims and witnesses of crimes and juvenile justice

Concluding observation, para. 66(a)

177. The Government Platform of 2015 outlines that the Government will develop and implement a reform of the efforts made to combat juvenile crime and i.a. create a greater scope for tailoring sanctions to the specific case.

IX.E.1. Administration of juvenile justice, specialized and separate courts and minimum age of criminal responsibility

178. The minimum age of criminal responsibility in Denmark is 15 years. Denmark has no specialised juvenile courts.

IX.E.2. Children deprived of their liberty

179. Please refer Denmark's initial report, para. 311-312 and 326.

Concluding observation, para. 66(b)

180. Sections 762, 763, 768a, 770(a)-(c) of the Administration of Justice Act define the conditions for the use of remand in custody and solitary confinement as well as the duration thereof. The court must continuously review the basis for remand in custody and solitary confinement. Denmark considers these rules to clearly define the conditions for remand in custody.

181. In exceptional circumstances the nature of the crime and the risk of tampering with the investigation may necessitate remand of a person under the age of 18 in solitary confinement. Therefore, remand in solitary confinement of persons under the age of 18 is not prohibited. The conditions for and the duration thereof are, however, stricter in regard to this age group. In order to reduce the particular strain and risk of disruption of the psychological health associated with solitary confinement the prison staff must pay special attention to the needs of the person i.a. through increased access to visits. Persons under the age of 18 who are remanded in solitary confinement for more than 14 days must be offered special access to individual education and work. If the solitary confinement last more than 4 weeks the person must be offered at least 3 hours of activities with person contact daily. From 2009 to 2014 only 1 person under the age of 18 was held in solitary confinement.

182. A number of initiatives have since 2012 been launched with the aim of limiting the use of pre-trial detention for 3 months or longer. This includes requiring approval by the State Prosecutor for lodging a request to the court for extension beyond a certain time limit, systematic access to monitor the number of persons held in custody and a new concept for investigation of cases in which the suspect is held in pre-trial detention.

Concluding observation, para. 66(d)

183. Juveniles aged 15-17 years who are sentenced to imprisonment shall be placed outside of prison unless critical reasons demand otherwise. The young person will typically be placed in an institution which is not part of the Prison and Probation Service or in one of the Prison and Probation Service's pensions. In the exceptional case

where such placement is not deemed suitable and the juvenile does not qualify for home detention with an electronic foot shackle the juvenile will serve the sentence in a special section for young people in a prison. This may be deviated from if deemed vital for the juvenile to keep in contact with family and/or attend an educational institution. The juveniles have the opportunity to work and spend time with other juvenile offenders separated from other inmates.

IX.E.3. The sentencing of children

184. Denmark has no capital and corporal punishment.

185. A youth contract may be offered to persons aged 14 to 17 if a criminal charge cannot be settled with a fine or an unconditional discharge and if the young person has not committed a serious crime or entered a more permanent pattern of crime. A youth contract requires parental consent and active participation from the child in specified and listed activities such as an educational course or enrolment in various forms of leisure activities. When entering into a youth contract the prosecution normally refrains from further proceedings.

Concluding observation, para. 66(c)

186. Denmark has in light of the recommendation considered repealing the amendment which changed the upper limit of sentences issued to persons who were under 18 when the crime was committed. The limit was amended to imprisonment for 16 years and in exceptional circumstances 20 years. That the offender was younger than 18 at the time of the act is, however, to be considered as a mitigating circumstance. In light of this, Denmark has decided not to repeal the amendment.

IX.E.4. Physical and psychological recovery and social reintegration

187. The municipalities are obliged to offer measures to ensure social reintegration for young persons under the age of 18 who have served a detention sentence, a custodial sentence or a surrogate prison sentence. The offer shall last at least six months and shall to the widest possible extent be established prior to release.

IX.E.5. Training activities

188. Please refer to para. 25-26.

IX.F. Children in armed conflicts

189. Please refer to Denmark's fourth periodic report, para. 586-614.

190. The Ministry of Defence is in the final stages of drafting a military manual on International Humanitarian Law for the Armed Forces which will address the issue of protection of civilians, including children, in armed conflict.

191. With regard to health care for asylum-seeking children affected by armed conflict please refer to para. 150.

X. Optional Protocol on the sale of children, child prostitution and child pornography

X.A. Developments

192. Denmark has ratified the Council of Europe Convention on the Protection of Children against Sexual Exploitation and Sexual Abuse. The convention entered into force in Denmark on 1 July 2010.

193. In 2012 and 2013 the Criminal Code was amended so as to include the crime of human trafficking and to modernise the provisions on sex crimes. Furthermore changes were made in order to benefit a child victim i.a. when a sexual offence or trafficking of a human being is committed against a person under the age of 18 the limitation period is calculated from the date when the victim attains the age of 21 at the earliest.

X.B. Measures to establish liability of legal persons for offences under the Optional Protocol

194. Please refer to Denmark's initial report on the OPSC, para. 25-28.

X.C. Prevention measures and promotion of awareness

195. With regard to initiatives on early detection of children who are victims of sexual abuse please refer to para. 62-64 and to Denmark's fourth periodic report, para. 486-487.

196. The anonymous phone help line 'Bryd Cirklen' (Break the Circle) has been established in the framework of the Sexology Clinic in the Capital Region. The help line is aimed at adults who have sexual thoughts about children and it may serve as a first step towards therapeutic treatment.

X.D. Access to seek compensation, social reintegration and physical and psychological recovery

197. Please refer to para. 64 and to Denmark's initial report on the OPSC, para. 72-77.

X.E. Protection of victims and witnesses during the criminal justice process

198. Please refer to Denmark's initial report on the OPSC, para. 72-94 and Denmark's fourth periodic report, para 726-735.

199. The court decides how and by whom questioning of a child below the age of 15 shall be conducted e.g. the court may decide that the child is to be video interviewed or that the questioning is to take place in the judge's office without the presence of the accused. To provide a child friendly and supportive environment video interviews of children have since 2013 in general been conducted in one of the Children's Houses rather than at a police station. A social service representative must be present in order to support the child and facilitate that the hearing is conducted in a manner which to the greatest possible extent is best for the child.

X.F. International cooperation

200. In May 2014 the 'National Cyber Crime Centre' (NC3) was established. Cyber related crimes including cases concerning online sexual abuse of children may be reported directly to the NC3, which may carry out urgent investigative measures. The NC3 participates in international cooperation to combat cybercrime and online sexual abuse of children and the centre is cooperating closely with Europol, Interpol as well as bilaterally. For further information please refer to para. 71-73.

201. With regard to victim identification the NC3 participates in a global network with the purpose of identifying both victims of sexual abuse and the perpetrators. Information on child abuse material is shared immediately within the network enabling the relevant country to initiate a criminal investigation and rescue the victims as soon as possible. During the last couple of years the NC3 has identified more than 50 victims worldwide leading to the rescue of a majority of the victims and bringing a large number of perpetrators to justice.

202. The NC3 is furthermore part of Interpol's Expert Group on Crime against Children, which contributes to the identification of victims in specific series of pictures and the exchange of information on new investigative measures and new software.

XI. Optional Protocol on the involvement of children in armed conflict

XI.A. Minimum age, legal and policy measures and direct participation in hostilities

203. Please refer to Denmark's fourth periodic report, para. 586-614.

XI.B. Physical and psychological recovery including technical cooperation and financial assistance

204. As part of the Danish humanitarian assistance, Denmark is supporting financially notably UNICEF as well as the NGO Safe the Children Denmark in their work with physical and psychological recovery of children in armed conflict, including reintegration of former child soldiers in countries affected by conflicts, notably in The Central African Republic, Somalia and South Sudan.

XI.C. Screening of child asylum seekers and migrants

205. The Danish Red Cross conducts initial psychological screening of newly arrived asylum-seeking children. The purpose of the screening is to identify children and young asylum-seekers in need of special support. When identified, the child will be provided with the same assistance for its physical and psychological recovery as a resident child, please refer to para. 153.

XI.D. Indictment for war crimes

206. The prosecution service is not aware of charges having been brought against persons under the age of 18 for war crimes.

2. Greenland

Introduction

In accordance with Article 44.1 of the Convention on the Rights of the Child (CRC), Greenland has prepared the present contribution to Denmark's fifth periodic report. It has been prepared at the Greenlandic Government Offices with participation of representatives from all relevant departments. Reference made to "the Government" and "the Parliament" in this section refers to the Greenlandic Government (Naalakkersuisut) respectively the Greenlandic Parliament (Inatsisartut).

The Greenlandic Minister of Social Affairs has the overall responsibility for coordinating the implementation of the Convention in Greenland. The Danish Minister of Defence has the overall responsibility for the implementation of the Optional Protocol on the Involvement of Children in Armed Conflict given that national defence solely is a Danish area of responsibility within the Realm.

I. General measures of implementation

I.A. Measures to implement the provisions of the Convention

Legislation (concluding observation, para. 13)

Comprehensive amendments to Parliament Act no. 1 of 15 April 2003 on Assistance to Children and Adolescent were concluded in 2014. However, general elections held on 28 November 2014 resulted in a new coalition government. The present Government of Greenland wishes to further implement the provisions of the Convention before introducing the act to the Parliament of Greenland. The Act on Assistance to Children and Adolescent mainly encompasses provisions on psychosocial assistance to children and adolescents in exposed situations. Thus, the proposed reform cannot take full account of all rights in the Convention.

Coordination (concluding observations, para. 15)

Due to the Danish-Greenlandic Self-Government arrangement the Danish Municipal Reform of 2007 has no influence on Greenlandic municipality structure. For a general description of the Greenland Self-Government arrangement, please refer to the report from Denmark/Greenland to the United Nations Permanent Forum on Indigenous Issues, Eighth Session (E/C.19/2009/4/Add.4). The Greenlandic municipalities were reduced from eighteen to four in continuation of the Municipal Reform of 2008. The overriding objective was to improve the quality and effectiveness of the municipal services. A comprehensive assessment of the municipal reform is in preparation.

National Action Plan (concluding observation, para. 17)

Due to the Self-Government arrangement policies and strategies to implement the Convention in Greenland is predominantly a Greenlandic affair. However, implementation is still a joint affair in fields of responsibility not yet undertaken by Greenland, e.g. the overall responsibility for administration of justice. The Government of Greenland strives to implement UN Conventions ratified by Greenland in all policy, legislation and administration. This objective is e.g. outlined in the job description for the Legal Status Officer in the Greenlandic Self-rule administration.

Independent monitoring (concluding observation, para. 20)

November 15 2011 the Parliament of Greenland passed Parliament Act no. 11 of 22 November 2011 on a Children's Spokesperson and a Children's Council very much based on the Paris Principles. Subsequently the independent national advocacy for children's rights, 'Meeqqat Pisinnaatitaaffiiniq Sullissivik (MIO), was founded in the spring 2012. The institution comprises of a Children's Spokesperson, a Children's Council and a secretariat. The Children's Spokesperson is the head of MIO and appointed by application in a 3 year limited tenure position. The main task of the Children's Spokesperson is to evaluate and safeguard that Greenlandic legislation and administrative practice meet the provisions of the Convention e.g. by collecting, creating and conveying knowledge about children's living conditions. The Children's Spokesperson counsel and guide on children's rights and the access to e.g. the Social Appeals Board or the Ombudsman. The Children's Spokesperson cannot settle individual complaints, but he/she can make statements and has extensive

access to information on children's conditions in public and private institutions. It is imperative for the Children's Spokesperson to include the views of children in his/her work with children's rights.

On 4 March 2013 the Human Rights Council of Greenland was founded. The Council is an independent entity with the purpose to advance and protect human rights in Greenland, and to improve the general knowledge on human rights including the Convention on the Rights of the Child.

Allocation of resources (concluding observation, para. 22)

The Government recognises that the education level in Greenland is low seen in an international perspective. It is a severe challenge that only approx. half of a year group obtain a qualifying education. A significant part of pupils leaving the municipal primary and lower secondary school are not prepared to begin and complete upper secondary education. This is reflected in a large drop-out rate. In 2013 61 percent of adolescents aged 16-18 were outside the education system. The education challenge is i.a. related to lack of educated teachers, negative social heritage and linguistic issues, since upper secondary education generally requires sound Danish linguistic skills. In accordance with the Government's vision that all children shall have equal access to the education system regardless of social and cultural background, the Government is committed to ensure that the allocation of resources remains high and equitable.

Data collection (concluding observation, para. 24)

In order to organise and take appropriate measures to strengthen children's rights, it is necessary to have solid knowledge about children's living conditions at a local, regional and national level. Thus, the Government of Greenland has given higher priority to data collection in recent years in order to strengthen the understanding of children's challenges and living conditions. Statistical information on e.g. poverty, violence and abuse can be found in annex 1.

I.B. Dissemination of knowledge of the Convention

In 2010 the Government signed a five year cooperation agreement with UNICEF Denmark. In May 2015 the cooperation agreement was prolonged for five years. The main project is entitled NAKUUSA and includes a youth council that advises on children's challenges and conditions in society and points out areas of interest. In accordance with the new cooperation agreement NAKUUSA will cooperate closely with municipalities and schools across the country with a view to enhance the child's right to have a say. In conclusion, NAKUUSA contributes to raise awareness of the Convention through countrywide campaigns, events and education activities.

In 2014 the Greenlandic Advocacy for Children's Rights (MIO) and the Danish Institute for Human Rights published the educational books "It is my body" and "Make children's rights part of the curriculum". The book has been distributed to private and municipal primary and lower secondary schools in all of Greenland. Also, MIO have educated e.g. politicians on children's rights.

I.C. State parties shall make their reports widely available to the public in their countries

Denmark's Fifth Period Report to The Committee on the Rights of the Child will be published on the government's website and distributed to interested parties in Greenland including the municipalities, civil society organisations and domestic human rights bodies.

II. Definition of the child

Please refer to paragraph X.B. of Denmark's Third Periodic Report (2003).

III. General principles

III.A. Non-discrimination

The Government strives to ensure that Greenlandic legislation does not discriminate on the grounds of colour, race, religion, gender, language, political opinion, disability or other status in accordance with the principle of equality.

It is a violation of the Greenlandic Criminal Code of 2010 publicly or with intent of wider dissemination to put forward statements that threaten, ridicule or degrade a group of people due to their race, skin colour, national or ethnic origin, religion or sexual orientation. There is no available information on whether the regulation on anti-discrimination has been used by the courts.

In 2013 the Parliament passed Act no. 3 of 29 November 2013 on Equality between Men and Women, which include additional provisions to combat sexual and gender based harassment.

III.B. The child's best interest and respect for the views of the child

In 2015 the Parliament passed a decision on setting into force the Danish Act on Parental Responsibility. The Act strengthens the best interest of the child and the hearing of children in cases of custody and access. The Act also aims at ensuring equal rights for the mother and father in relation to custody and access as well as the child's right to both parents. Furthermore, it abolishes corporal punishment of children in Greenland. Please refer to para. 48 and to Denmark's fourth periodic report, para. IV.B.2.a. for further information on the Act. The Danish Parliament is expected to adopt the necessary legislation by 2016. Together with the Act the 1980 Hague Convention on International Child Abduction, the 1980 European Convention on Custody and the 1996 Hague Children Protection Convention will be set into force for Greenland.

Reports from the social inspectorate have shown that caseworkers in the municipal social services offices are in need of improved support and supervision. To improve the overall quality of the municipal case handling concerning children, the government has decided to establish a consultancy unit to assist the municipalities. The consultancy unit, which is expected to be in full operation in 2016, will include telephone counselling on legislation and best practice, peer-to-peer training, course activities and a travelling task force to assist municipal caseworkers in complicated cases. A significant part of the consultancy unit's area of responsibility will be to ensure that the municipal social services process child cases based on the child's best interest.

III.C. The child's right to life, survival and development

Capital punishment and extrajudicial killings are not used in Greenland.

The National Centre for Guidance's student counselling program provide free guidance on personal, social or psychological issues to children and adolescents with a view to help them be better prepared for studies and to reduce drop-out rates. The student counselling program supplements existing treatment options to students.

IV. Civil rights and freedoms

IV.A. Birth registration and nationality

Please refer to para. XV.A of Denmark's Fourth Periodic Report.

IV.B. Preservation of identity

Please refer to para. 499 of Denmark's Third Periodic Report.

IV.C. Freedom of expression and the right to seek, receive and impart information

Please refer to para. V(c) of Denmark's First Periodic Report.

IV.D. Freedom of thought, conscience and religion

Please refer to para. V(e) of Denmark's First Periodic Report.

IV.E. Freedom of association and of peaceful assembly

Please refer to para. (f) of Denmark's First Periodic Report.

IV.F. Protection of privacy and protection of image

Please refer to para. X.D.1 of Denmark's Third Periodic Report.

IV.G. Access to information from a diversity of sources and protection from material harmful to a child's well-being

Through fundraising all teachers and approx. 3000 school children in the municipalities of Kujalleq and Qeqqata, which correspond to approx. every third child in Greenland, have been given iPads. In addition, all day care centres in the two municipalities use iPads in their pedagogical work. The main objective is to ensure that children are given the opportunity to learn about IT and make creative use of the knowledge they obtain using modern technology in daily life.

V. Violence against children

V.A. Abuse and neglect

In 2015 the Parliament of Greenland requested the Danish government to set the Danish Act on Parental Responsibility in Greenland into force. Please refer to Denmark's Fourth Report, para. 63-70. Thereby, corporal punishment of children in Greenland will be fully abolished. The Danish Parliament is expected to adopt the necessary legislation by 2016.

In 2013 the Parliament of Greenland passed the National strategy and action plan to combat violence 2014-2017, which includes 31 activities primarily targeted at combatting domestic violence. This includes i.a. legislative amendments, campaigns and psychosocial reinforcement. The activities focus on prevention within four main goals (1) support the victim (2) break the circle of violence (3) capacity building for professionals and (4) advance knowledge and information on violence. For 2014-2015 approx. DKK 15 mill. (including state funds and foundation grants) have been invested in anti-violence initiatives such as competence development for personnel in shelters, campaigns aimed at professionals and adolescents and development of a victim-offender conference-model.

In 2015 the shelter Illernit opened in Qeqertarsuaq. The shelter comprises a nationwide crisis- and treatment service for battered women and their children for stays up to one year. The shelter emphasises the child's welfare and development. Therefore, Illernit has prepared a full treatment plan for both mother and child, which also include support and guidance in continuation of the stay. While the child is in Illernit school attendance is arranged with the school in Qeqertarsuaq.

V.B. Measures to prohibit and eliminate all forms of harmful practices

No female genital mutilation cases have been reported to the chief constable in Greenland, and no early forced marriages have been reported to the chief constable or other Greenlandic authorities. Female genital mutilation is considered brutish violence, thus it is a violation of the Greenlandic Criminal Code. Early forced marriage is not part of Greenlandic culture and tradition.

V.C. Sexual exploitation and sexual abuse

Since the last periodic report the Government has ordered two comprehensive surveys that i.a. examine the extent of sexual abuse in Greenland: Youth Welfare in Greenland (National Institute of Public Health, 2011) and Youth in Greenland (The Danish National Centre for Social Research, 2015).

V.D. The right not to be subjected to torture or other cruel, inhuman or degrading treatment

No cases of torture have been reported to the chief constable in Greenland.

In 2013 the Parliament of Greenland passed Parliament Act no. 1 of 21 November 2013 on Use of Force. The act regulates the use of force in 24-hour care centres and expands the possibilities to use alternatives to prisons other non-custodial sentences to prevent adolescents from being placed in institutions for incarcerated adults. The act states that use of force may never replace care and social-pedagogical support and that use of force always must be limited to the absolute

necessary. Physical punishment and physical restraint is prohibited. All cases of use of force must be reported to the Ministry of Social Affairs.

In continuation of Parliament Act no. 1 of 21 November 2013 on Use of Force all children and adolescents in 24-hour care centres were given a book, which - in a child-friendly manner - tells them about the rules for use of force and their rights in relation to use of force in 24-hour care centres.

For further information please refer to para. X.D.8 of Denmark's Third Periodic Report and para. XV.G of Denmark's Fourth Periodic Report.

V.E. Measures to promote the physical and psychological recovery and social reintegration of child victims

Please refer to para. XI.A.1 and XI.H.3 and XVI.J in Denmark's Fourth Periodic Report.

V.F. The availability of helplines for children

The National Advocacy for Children's Rights has introduced a SMS help line for children and adolescents that supplement the existing telephone counselling help lines.

VI. Family environment and alternative care

VI.A. Family environment and parental guidance

With a view to empower parents and prevent placements due to neglect the Government has established a mobile task force, which consists of experienced psychologists who, free of charge, offer professional treatment to adults with late complications after sexual abuse during childhood.

In 2012 a development project on family group conferences in the municipal social services offices was initiated in Sermersooq Municipality (Nuuk). In 2013 family group conferences have been tried out in Nuuk, Tasiilaq and Paamiut with promising results. Thus, the Government has provided grants to test family group conferences in other municipal social services offices along the coast.

VI.B. Parents' common responsibilities, assistance to parents and provision of childcare services

Pursuant to the Act on Parental Responsibility all children have the right to keep contact with both parents and requires both parents to take care and have responsibility for the child, even though the parents may not live together. In relation to access it has been made clear that attempts must be made to maintain the child's access to both parents by entitling the child access to the parent with whom the child does not live. Both parents are responsible for ensuring that the child has access to both parents.

VI.C. Separation from parents

In 2011 a comprehensive analysis and evaluation of 24-hour care centres was prepared by the consultancy Deloitte to safeguard the ongoing qualification of placements in 24-hour care centres. 2012 a similar analysis on foster care placements was prepared including recommendations on how to ensure the best possible conditions for placed children and adolescents.

VI.D. Recovery of maintenance for the child

Normally, the standard child maintenance (monthly, 1.083 DKR in 2015) is paid in advance by public authorities to the maintenance debtor. Child maintenance not paid in advance is recovered by public authorities.

VI.E. Children deprived of a family environment

Please refer to paragraph XVI.B in Denmark's Fourth Periodic Report.

VI.F. Periodic review of placement

Please refer to paragraph X.E.9 of Denmark's Third Periodic Report.

VI.G. Adoption

In 2010 the 1993 Hague Adoption Convention entered into force for Greenland.

VI.H. Illicit transfer and non-return

See para. III.B. on the setting into force for Greenland of the 1980 Hague Convention on International Child Abduction and the 1996 Hague Child Protection Convention.

VI.I. Children with incarcerated parents and children living in prison with their mothers

No children live with incarcerated parents in institutions in Greenland.

VII. Disability, basic health and welfare

Standard of living (concluding observation, para. 54)

Since Denmark's last periodic report two comprehensive reports on poverty have been prepared; one by the Ministry of Social Affairs that mainly focuses on qualitative indicators such as access to health, education and social security and one by the National Advocacy for Children's Rights that mainly focuses on economic inequality. In spring of 2015 parliament backed a motion that requires the Government to prepare a report on how to prevent economic inequality and poverty in society and how to lay out conceivable criteria for a national poverty line. The second reading will take place after this report has been forwarded to the Danish authorities.

Resources have been allocated on an unchanged level to the health care system and the national prevention programme, Inuuneritta 2013-2019 despite limited finances. The funding secures special health services for children in settlements and with special needs by midwife, health nurse, and for pediatric and child psychiatric care since 2012.

VII.A. Children with disabilities

On 24 August 2009 the UN Convention on the Rights of Persons with Disabilities came into force in Greenland. In accordance with Article 33 of the Convention the Government has set up a focal point within the central administration for matters relating to the implementation of the Convention.

2009 the National Information and Research Centre on Disability (IPIS) opened. IPIS's general responsibility is to gather knowledge and provide guidance to persons with disabilities and their relatives as well as to professionals working with persons with disabilities. From 2016 IPIS will be integrated in a new centre for persons with disabilities in Sisimiut that will provide enhanced rehabilitation facilities.

VII.B. Survival and development

The government has intensified the work for reducing the number of suicides and has launched a new National Strategy for 2013-2019. In 2015 the ASIST program on suicide prevention is implemented in the municipal prevention organisations.

VII.C. Health and health services

The national public health programme 'Inuuneritta II' was adopted by the Parliament in 2012 and comprises the Government's strategies and goals for the population's health 2013-2019. The main goal of the programme is for all citizens to have the best possible opportunities to live a good, healthy and long life. The target groups are children, adolescents and families. The Centre for Public Health (PAARISA) is in charge of cross-sectoral health promoting activities. Inuuneritta II focuses on alcohol, hash and smoking prevention, physical activity, healthy diet, suicide prevention and oral health.

In 2009 the Parliament of Greenland passed Parliament Act no. 14 of 7 December 2009 on Leave and Income Maintenance in case of Pregnancy, Maternity Leave and Adoption. As a result parental leave has been extended with 17 weeks. Today maternity leave is 17 weeks, paternity leave is 3 weeks and parental leave is 17 weeks that can be shared freely between the parents. The act stresses the joint responsibility of the parents.

Non-communicable diseases, health and well being

A recent survey on overweight in children in Nuuk at school entry showed that the rate of obesity is stable. A pilot project among families with obese children that focuses on both physical activity and health eating is underway and will be evaluated in 2016.

The government's national plan on abuse 2015 secures free treatment for all citizens including children. The Teenage Power Program and the program BEM focuses on children of abusers.

VII.D. Standard of living

In 2009 maintenance contribution for a child was raised from DKK 758 a month per child to DKK 1000 a month per child.

VIII. Education, leisure and cultural activities

VIII.A. The right to education

To reinforce education the Government has increased appropriations to implement an education sector program that include e.g. new educations and mapping of children's reading difficulties. As part of the program The National Guidance Centre was opened in 2014. The centre offers nationwide psychological and social counselling for students.

According to the Government's Education Strategy the overall aim of the education policy is to provide public preschool services for all children in order to teach social skills and create the best possible conditions for learning in the municipal primary and lower secondary school. The municipal school must prepare pupils academically and personally for further education.

VIII.B. Children belonging to minority or indigenous groups *(concluding observation, para. 68)*

Regarding the Inughuit of Uummannaq please refer to the declaration made by the Danish Government, acceded to by Greenland, in line with the Danish ratification of the ILO Convention no. 169 on Rights of Indigenous and Tribal Peoples. According to section 1 of this declaration, Denmark has only one indigenous people in the sense of the convention, namely the indigenous population in Greenland (the Inuit). Moreover, the Danish Supreme Court has consistent with said declaration ruled that the Thule Tribe does not constitute a tribal people or a distinct indigenous people within or co-existing with the Greenlandic people as a whole (Supreme Court decision of 28 November 2003 case no. 489/1999 and 490/1999 - the Thule Tribe (the Uummannaq settlement) vs. the prime minister of Denmark, cf. ILO Convention no. 169 on Rights of Indigenous and Tribal Peoples, art. section 1, paragraph (a) and (b)). The Supreme Court decision does not mean that the Inughuit of Uummannaq are not capable of maintaining their culture and language. According to section 3, paragraph 2 in the Act no. 473 of 12 June 2009 on Greenland Self-Government the Greenlandic language consists of three main dialects. The language spoken in Avanersuaq in North-western Greenland, which include the Inughuit of Uummannaq, is one of the Inuit dialects.

VIII.C. Education on human rights

NAKUUSA, MIO and others have prepared several teaching materials based on the Convention.

VIII.D. Rest, play, leisure, recreation and cultural and artistic activities (art. 31)

Please refer to paragraph G.3 in Denmark's Third Periodic Report.

IX. Special protection measures

IX.A. Children in street situations

The report Homelessness in Greenland (Danish Building Research Institute, University of Aalborg 2013) shows that approx. 600 persons without permanent address have been registered 2010-2013. The indicator covers a wide spectrum of homelessness e.g. persons living with family, friends or in rehousing programmes. According to the report the majority of homeless persons have children. Children of homeless persons are normally placed in foster care or care institutions.

IX.B. Children in situations of exploitation

Please refer to paragraph H.2 in Denmark's Third Periodic Report

Use of children in the illicit production and trafficking of narcotic drugs and psychotropic substances

Greenlandic courts have not processed cases with children involved in illicit production and/or trafficking of narcotic drugs and psychotropic substances.

Sexual exploitation and sexual abuse

In 2012 the Government of Greenland requested the Ministry of Justice in Denmark to withdraw the territorial reservation concerning Greenland with regard to the Optional Protocol on the Sale of Children, Child Prostitution and Child Pornography.

In 2015 the scope of Parliament Act no. 8 of 19 Mai 2010 on Obligation to Obtain Child Protection Certificate has been extended to correspond with the Danish Act on Obtainment of Criminal Records Disclosures in the Employment of Staff concerning groups covered by the child protection certificate rules. Please refer to para. VI.F of Denmark's Fourth Periodic Report.

In 2011 the children's house (Saaffik) opened. Saaffik offers a coherent and interdisciplinary course on treatment of children (and their families), who have been victims of sexual abuse. From 2016 Saaffik will work on implementing its professional knowledge and methods in family centres along the coast.

No cases of organised child prostitution have been reported to the chief constable in Greenland. However, child prostitution appears in non-organised forms, where e.g. adolescents from care centres run away and prostitute themselves. Pursuant to § 80 in the Greenlandic Criminal Code it is illegal to grossly misuse superiority of age and experience to seduce and have intercourse or other sexual relations with a person under the age of 18. In accordance with § 81 it is illegal to enter into a sexual relation with a person under 18 years of age for payment.

Sale, trafficking and abduction

In 2015 The Parliament of Greenland decided that the territorial exclusion for Greenland concerning The Hague Convention on Civil Aspects of International Child Abduction (1980) and The European Convention on Recognition and Enforcement of Decisions concerning Custody of Children and on Restoration of Custody of Children (1980) should be abolished. The necessary legislation is expected to be adopted by the Parliament of Denmark in 2016.

Other forms of exploitation

Please refer to section 2 on Greenland paragraph 766-771 in Denmark's Fourth Periodic Report.

IX.C. Children in conflict with the law

Sentencing of children

Pursuant to section 16 of the Criminal Code for Greenland the age of criminal responsibility is 15.

In February 2014 an institution for young offenders opened in Sisimiut. The institution consists of an open and a closed ward. The segment for the closed ward is adolescents aged 15-18, who have been detained by the police or sentenced to serve in an institution for young offenders. The segment for the open ward also consists of young people with a criminal record or a very challenging behaviour. The purpose of the institution is to separate juvenile offenders from adult

offenders as well as to ensure that sufficient measures are taken to protect the rights of the child. At the institution education, training and leisure activities are offered to meet each child's individual needs.

Children deprived of their liberty

The Greenlandic police strive to minimize the use of imprisonment. The police cooperate with social services when they register a young person starting a criminal path. Arrest of a person under the age of 18 only takes place in serious crime cases e.g. homicide, assault or rape, and in cases of repeated crime. When a person under 18 years of age is arrested social services are responsible for finding a suitable placement for the child to avoid placement in an institution for incarcerated persons.

Physical and psychological recovery and social reintegration

The municipalities are obliged to offer measures to ensure social reintegration for socially disadvantaged persons under the age of 18 including adolescents who have been placed in institutions for incarcerated persons.

Administration of juvenile justice

Please refer to para. 648-650 of Denmark's Third Periodic Report regarding the administration of juvenile justice.

Please refer to para. 448 of Denmark's Third Periodic Report regarding the age of criminal responsibility.

IX.D. Children in armed conflicts

Please refer to para. XI.B of Denmark's First Periodic Report.

X. Optional Protocol to the Convention on the Rights of the Child on the involvement of children in armed conflict

Please refer to para. X.X of Denmark's Fourth Periodic Report.

3. Faroe Islands

Introduction

The UN Convention on the Rights of the Child has been in effect in the Faroe Islands since 1993. The Faroese Government submitted a detailed contribution to the Fourth Periodic Report. The primary objective of this contribution is to provide an overview of new legislative, administrative and policy measures taken in the intervening reporting period. Direct reference is made to the Concluding Observations of the Committee on the Rights of the Child.

Reference made to "the Government" and "the Parliament" refers to the Faroese Government respectively the Faroese Parliament.

I. General measures of implementation

I.A. Measures to implement the provisions of the Convention

Legislation (concluding observation, para. 13)

International conventions are normally not incorporated into law in the Faroe Islands. Instead, national legislation is adjusted according to the relevant convention to ensure compliance with international obligations. In cases where a Faroese law has provisions that contradict an international convention, that provision will be void.

Children's rights in the Faroe Islands have been significantly strengthened since the Convention on the Rights of the Child came into force. Especially the last few years several policies have been implemented to improve the conditions for children. Please refer to the fourth periodic report, para. 995, 1005, 1007, 1013, 1026-1033, 1039-1043, 1046-1050, 1055-1056, 1059, 1065-1166 and 1173.

Following a task force review of the Child Welfare Act, several amendments were made to the Act in 2012 and in 2013 with the purpose of improving children's welfare, for instance:

- The age limit in the Child Welfare Act was increased from the age of 21 to 23. Please refer to part. II.
- Municipal areas too small to administer child welfare were merged with other areas.
- Higher requirements were made to the professional skills of members in the Child Welfare Council and the Child Welfare Administration.
- Professionals' duty to notify has been strengthened. Please refer to part V.B.
- Regular evaluations of child welfare services to assess whether they work according to plan and to identify potential areas of improvement.
- Clarification of requirements for contact persons for children taken into care.
- Clarification of regulation on evaluation on placements.
- Higher priority is assigned to placing children with family members.
- A framework was introduced for a Children's House. Please refer to part V.B.
- Regulations have been introduced to ensure that the views of the child are heard in a child welfare case. Please refer to part. III.A.

Coordination and allocation of resources (concluding observations, para 14, 21)

Child Welfare services have significantly improved in the Faroes since administrative responsibilities were transferred to the municipal level in 2006. For instance, both the number of people working in child welfare as well as the area's total budget has multiplied.

Statistical data is gathered on child welfare expenditure within each child welfare unit, including average expenditure per case. The data shows great variation in annual expenditures across the different municipal units. Experience indicates that this is largely due to the fluctuating number of particularly expensive cases, which can change significantly from one year to the other. Since the municipal units are relatively small, particularly expensive cases can have a significant influence on annual expenditure statistics.

The child welfare system in the Faroe Islands is a collaborative system in the sense that several municipalities collaborate on child welfare. Each municipality finances a fixed amount per resident to the child welfare unit of which it is part of. The Government finances and administers the residential care institutions, and the municipalities pay a rate when children are placed there. This ensures that limited financial resources are not a hindrance in placing children in care.

There is no connection between a municipality's financial situation and its expenditure on child welfare. The municipalities with the lowest revenues are not the municipalities with the lowest expenditures on child welfare.

There is close collaboration between the child welfare units. The national Child Welfare Agency, which is a cross-municipal institution, has among its objectives to:

- strengthen and coordinate child welfare services in the Faroe Islands,
- advise local child welfare units on questions and doubts concerning child welfare,
- educate local child welfare units on their tasks according to the Child Welfare Act,
- ensure the continued development of child welfare affairs, and
- collect and administer statistical data.

The goal is to ensure that child welfare is administered in such a way that the citizens' access to and experience of child welfare services do not depend on where they live.

National Action plan (concluding observation, para. 17)

Despite its small population - dispersed across 18 islands - the Faroe Islands is an advanced nation with a highly developed governmental system and well-functioning, albeit small, administrative units. The distance between the people and politicians is small, which means that elected representatives are aware of citizens' needs and wishes.

There is close collaboration with neighbouring countries, and Faroese authorities are well informed on policy developments in these countries. For instance, the Faroe Islands takes part in Nordic cooperation on child welfare and is represented in the Nordic task force on the implementation of the UN Convention on the Rights of Persons with Disabilities. In addition to this, employees, citizens, interest groups and organisation in the Faroe Islands are up-to-date on their areas of concern and make requirements accordingly. Therefore, there is broad consensus on the nature of the tasks ahead. The main challenge is prioritising the workload with respect to the small population base and limited financial resources. Priority has not been given to developing overall policies and plans but rather to solving particularly pressing issues and cases requiring immediate action.

Independent monitoring (concluding observations, para. 20)

Since 2014, the Parliamentary Ombudsman has been tasked with monitoring the rights of children and young people in the Faroe Islands including public and private institutions. Furthermore, the right to make a complaint to the Ombudsman has been extended to Faroese children.

An important part of the Children's Ombudsman's activities is to provide children and young people with information, guidance and advice on their rights and where to seek help. In this connection, the Parliamentary Ombudsman has established a new section on its website where children can get information on the activities of the Children's Ombudsman, how to make an appeal, etc.

Data collection (concluding observations, para. 24)

The Faroe Islands places great emphasis on collecting statistical data that is comparable to the data in other Nordic countries and the EU. The Faroe Islands participates in Nordic collaboration on statistical research that focuses i.a. on families and children. Please refer to annex 3

I.B. Dissemination and awareness raising

Several campaigns have been initiated to increase awareness of the Convention on the Rights of the Child in the Faroe Islands.

In September 2015, the Parliamentary Ombudsman participated in a public mass meeting to increase awareness of the Ombudsman's activities in the children's rights area.

In the spring of 2016, the Children's Ombudsman, Barnabati (a children's welfare organisation) and Amnesty International Faroe Islands will launch a campaign to increase awareness of children's rights. The campaign includes school visits and information leaflets.

II. Definition of the child

Please refer to para. XXIII of the Fourth Report.

Since the last periodic report legislative changes have been made. This includes the possibility to put in place special measures to ease the transition into adulthood for children placed into care until the child reaches the age of 23.

III. General principles

III.A. Respect for the views of the child

In 2014 an amendment to the Child Welfare Act was made to ensure that the child welfare administration is obliged to hear the views of the child in child welfare cases. In cases, where the age and maturity of the child or specific circumstances of the case makes it difficult to interview the child, the child welfare administration shall seek to ensure that the views of the child are represented in an alternative manner.

IV. Civil rights and freedoms

The right not to be subjected to torture or other cruel, inhuman or degrading treatment or punishment (concluding observations, para 38)

Corporal punishment in the home and in alternative care settings is not lawful in the Faroe Islands.

The amendments to Danish law were adopted for the Faroe Islands in 2007. Pursuant to Article 2 of the Danish Act on Custody and Access, adopted by Royal Decree Law number 228 of 15 March 2007, corporal punishment or other degrading treatment of children is prohibited by law.

V. Violence against children

V.A. Sexual exploration and abuse

The Optional Protocol on the Sale of Children, Child Prostitution and Child Pornography (Concluding observations, para. 60c)

In May 2013, Parliament passed a resolution on the Faroe Islands' accession to the Optional Protocol to the Convention on the Rights of the Child on the Sale of Children, Child Prostitution and Child Pornography. The Faroese authorities have notified Danish authorities about the adoption of the optional protocol and are now awaiting the withdrawal of the geographical reservation for the Faroe Islands.

V.B. Recovery and reintegration

Coordination of public measures (Concluding observations, para. 60d)

In the last years, emphasis has been on fighting sexual abuse and ending the widespread silence that exists around violence and sexual abuse.

The National Plan to Prevent Violence in Relationships and Close Relations, mentioned in pt. VI below, has a broad definition of violence, which includes sexual violence. In addition the a separate national plan on sexual abuse is currently considered by the Parliament and is expected to enter into force by 1 January 2016. The purpose of the National Plan is to identify the actions needed to prevent and deal with sexual abuse.

Among these initiatives are:

1. Treatment to those who suffer delayed effects caused by sexual abuse in childhood and to those who commit sexual abuse.
2. Public information including on the obligation to report sexual abuse.
3. Child protection policies in institutions/schools and information to parents/children on how to protect children and where to turn for support and guidance.

Notification duty (concluding observations, para 60)

In 2012 the duty of professional's to notify was strengthened thereby requiring professionals working with children to notify the authorities if they have reason to believe that a child is living under conditions that may harm his or her health or development.

In addition measures to raise awareness have been implemented across the Faroe Islands with the purpose of informing professionals about their duty to notify and provide them with the skills and tools necessary to perform this duty.

Child Welfare units across the country are furthermore working to strengthen cross-disciplinary cooperation to ensure that children receive the help they need from the professionals and authorities in their vicinity.

At the moment, SSP¹ is working on a pilot project focusing on timely access to support. The project centres on a cross-disciplinary working method, which involves all professional sectors that work with children between 0 and 10 years old. The project, which runs from January 2015 to June 2016, is being piloted in three municipalities.

Children's House and amendments to the Administration of Justice Act

The Children's House of the Faroe Islands opened in 2013. The purpose of the Children's House is to gather expertise and competencies to deal with sexual abuse and violence against children in one place.

The Children's House's activities include interviewing children and investigating whether they have been subject to sexual abuse or other violence. Moreover, the Children's House provides emergency counselling and advice to the children and their families.

In connection with the establishment of the Children's House, the Administration of Justice Act was amended on 1 July 2014. The amendment entails that the suspect or accused may no longer be present while the child is being video-interviewed. Only the defence counsel may be present. Moreover, the Faroese authorities have raised an inquiry with Danish authorities on raising the age limit for video interviews from 12 to 15. In November 2015 the Danish Government introduced an amendment to the Administration of Justice Act for the Faroe Islands that raises the age limit for video interviews from children aged 13 to children aged under 15 in criminal proceedings concerning certain violations of the Criminal Code. Furthermore other victims and witnesses under the age of 18 may be video interviewed under special circumstances.

V.C. Helplines for children

The Faroese Government helps fund the counselling service "Tú & Eg" that helps and advises children and young people via email, chat and phone on a broad range of issues. The counselling service is operated by the national children's

¹ Crime preventive cooperation between schools, social services and the police.

welfare organisation Barnabati. In the last five years, the counselling service has helped more than 3.000 children and young people in the Faroe Islands.

In 2014, the Government's support for Barnabati was increased by DKK 200 000, bringing the total support to DKK 350 000.

The Government also helps fund the support group "Berin", which organises support groups for school aged children that have lost someone they were close to. In 2014, the governmental support for Berin was increased from DKK 100 000 to DKK 300 000.

VI. Family environment and alternative care

Domestic violence (concluding observations, para 42)

A National Plan to Prevent Violence in Relationships and Close Relations was adopted in 2011. The plan contains 18 policy initiatives on areas such as awareness, education and treatment.

Several public events have been organised in the Faroes to inform the citizens on i.a. violence and how it affects children. Violence has also been discussed in a children's radio programme and in the morning radio programme of the national broadcaster.

One of the policies is to provide treatment for children that have experienced violence i.a. in the framework of the Children's House. Please refer to part. V.B.

If a child lives in a home affected by violence, the Children's Welfare Service has the authority to help the family. This may include psychological counselling and family treatment. Moreover, the National Plan to Prevent Violence in Relationships and Close Relations includes provisions on structured treatment opportunities for perpetrators of violence. The crisis centre in the Faroes was involved in formulating the National Plan against Violence. The Plan includes increased funding for the crisis centre's provision of psychological treatment for people affected by violence. This treatment is not conditioned on the recipient staying in the crisis centre.

VII. Disability, basic health and welfare

VII.A. Children with disabilities

The Faroe Islands' main challenge with regard to children's rights is to ensure the rights of children with disabilities. Existing disability legislation is outdated and new legislation is underway. Due to the small work force, new legislation is developed piece by piece.

The development of new disability legislation is in accordance with the principles and provisions stipulated in the Convention on the Rights of the Child and the Convention on the Rights of Persons with Disabilities to the extent that this is possible when taking into consideration the small population of the Faroe Islands and the demographic challenges related to this.

There are concrete plans to adopt a Social Service Act that includes provisions on developing special education schemes for each individual child, to update the supportive systems for children with disabilities and to establish clear regulation on the inspection of services for children with disabilities.

Collaboration between authorities is fundamental in order to provide the right help and support for children with special needs and authorities are currently working to ensure that support to children with special needs is coordinated and holistic. An example is the collaboration framework "The Good Process" which was launched in 2015 as a joint initiative between the Ministry of Social Affairs; the Ministry of Health and Internal Affairs; the Ministry of Education, Research and Culture and the National Association of Municipalities. The purpose of the framework is to ensure higher quality and

better coordination in the provision of services for children with autism and their families. The plan is to extend this type of collaboration framework to other policy areas in need of better coordination between authorities.

VII.B. Health and health services

Mental health

The number of children waiting to see a child psychiatrist has decreased steadily since 2012, when funding for child psychiatry was increased and changes were made to change procedures on hiring of external consultants to assist in diagnostics.

On 1 January 2013, 135 children were on the waiting list to see a child psychiatrist. Now the waiting lists are basically gone and a child that is referred to psychiatric diagnosis can see a child psychiatrist without delay.

Every year more than 70 children in the Faroe Islands are referred to psychiatric diagnosis or treatment with a child psychiatrist.

Dental care

The Act on Dental Care for Children and Young People was amended in May 2014. The amendment raised the age limit for free preventive dental care and free dental treatments from 16 to 18.

Abortion counselling

In December 2013, a new counselling service which focuses on abortion was established under the Ministry of Health and Internal Affairs. The health visitors' association, Gigni, administers the counselling service. The service is targeted at young pregnant women, which may receive free and anonymous counselling and advice from Gigni. In addition to counselling on abortion, the women may also receive advice on health, social and psychological matters relating to abortion. Funding for the counselling service has been increased from DKK 100 000 in 2013 to DKK 350 000 annually in 2014 and 2015.

VII.C. Measures to protect children from substance abuse

A study conducted by the Child Welfare Agency between 2011 and 2013 shows i.a. that the number of children who have never smoked has increased. In 2011, 72.1% of the respondents had never smoked. In 2013, the proportion had risen to 78.9%. It was especially among young females that the number had increased, while there was no significant change among young males.

The plan is to conduct a follow-up study of the 13-15 age group and to do similar studies of young people in the age groups 10-12 and 16-18. The purpose of the research is to monitor changes in the smoking and drinking habits of children and young people, use the data as a basis for implementing measures targeted at specific age groups or problems, and monitoring whether the measures are effective at tackling the problems.

SSP also arranges parent-teacher meetings across the Faroe Islands in addition to speaking to the children about topics like drinking and the importance of doing leisure time activities.

The Council for Public Health also manages campaigns to stop smoking among children and young people, to inform children and young people about the dangers of drugs and to promote physical exercise.

VII.D. Standard of living

Child poverty (concluding observations, para. 54)

Since 2011, statistical data has been collected on household income and income distribution in the Faroe Islands. According to the latest data from 2013, 10.5% of Faroese children aged 0-17 are at risk of poverty. The level is

approximately the same as in other Nordic countries. According to the NOSOSCO²³ report single parent families in the Faroe Islands are at a greater risk of poverty compared to other Nordic countries and to the average for all EU countries.

In the last few years, there has been significant focus on child poverty in the Faroe Islands, and emphasis has been on identifying additional funding for this socio-economic group. In 2013, the Public Assistance Act was amended to implement a shift from needs-based assistance to permanent assistance. In this connection, single parents were highlighted. The employment activation system was also amended in a way that prioritised assistance for single parents. Other types of financial assistance for single parents have also been increased, e.g. the child benefit rate for single parents and the study grant for single parent students.

The degree of compensation in the Faroese benefit system is higher than in most countries. A significant proportion of those at risk of poverty are, however, people that do not receive social benefits. These are primarily students, people that work reduced hours and people in unstable work.

The 2012 housing policy plan is part of the effort to improve conditions for families with children as lack of affordable housing is a significant contributing factor to poverty among families with children.

According to the government platform from 2015, the goal is that no one in the Faroe Islands are to live in poverty. Among its initiatives, the Government intends to reform the housing market and to reduce the cost of living in order to make it easier for people to make ends meet. There are also concrete plans to reduce taxes for low and middle-income households. Moreover, families with children that are at risk of poverty are to be given immediate financial relief. At the same time, the Government intends to provide child benefit to families with children under school age.

VIII. Education, leisure and cultural activities

VIII.A. Education, including vocational training and guidance

A relatively large proportion of pupils in the Faroe Islands are enrolled in normal schools compared to neighbouring countries. Less than 1% of Faroese pupils are enrolled in a school exclusively for people with special needs. This places additional demands on primary and lower secondary schools. In order to make the most of the educational and financial resources available, they need to coordinate the provision of special education in a way that fosters good collaboration and a clear division of labour between the Competence Units and Sernám⁴.

In 2013 a task force was appointed to make recommendations on how to improve special education in primary and lower secondary schools. The goal is for all pupils - including those with special needs - to be given a good environment to develop, learn and thrive in primary and lower secondary schools. Several measures have been implemented to reach this goal. For instance, the appropriation for special education lessons in primary and lower secondary schools has been increased. Moreover, Competence Units have been established in order to improve guidance and expertise on special education in primary and lower secondary schools. The Competence Units have been in effect for two years.

The task force has furthermore recommended that a revision is carried out of legislation on the subject in accordance with the UN Convention on the Rights of Persons with Disabilities.

The task force also recommends careful consideration of the particularities of the Faroese school culture, with special attention to the way Faroese society has emphasised inclusivity in the school system and how it should do so in the future.

The effort to prioritise and put into action the policy recommendations is underway. The central goals are to bring the special education structure up to date and to strengthen the provision of special education.

² <http://nowbase.org/>

³ <http://norden.diva-portal.org/smash/get/diva2:798076/FULLTEXT02.pdf>

⁴ Sernám provides psychological and educational services to individuals, institutions and schools.

Upper secondary educational opportunities for young people with special needs

The Ministry of Education, Research and Culture and the Ministry of Social Affairs have begun work to establish a coherent upper secondary educational offer for young people with special needs. Upper secondary education is here defined as post lower secondary educational offers for young people up to the age of 25.

In the academic year of 2013/2014, the upper secondary school in Tórshavn was able to launch a special educational programme tailored for young people with autism. Moreover, in 2015/2016, the upper secondary school in Kambsdalur, which is one of the two upper secondary schools outside of Tórshavn, also launched a special education programme.

The basic idea is that in order for young people with special needs to complete an upper secondary education, it is important that extracurricular activities, housing services and supportive services are shaped around the educational offer. This necessitates good coordination between the Ministry of Education, Research and Culture and the Ministry of Social Affairs, which manages housing and support services.

A task force was appointed to make concrete recommendations in the area and to prepare measures to extend special educational programmes to other target groups. The new Government wishes to continue the work to establish special education programmes and classes in upper secondary schools.

VIII.B. Aims of education

Although the Convention on the Rights of the Child does not feed directly into the Faroese school curriculum, several schools teach their pupils about children's rights. The new curricula for primary, lower secondary and upper secondary schools specify a number of basic competences that a school ought to stimulate and develop in addition to academic competences. The basic competences are captured in four headings: 1) to respect, 2) to communicate, 3) to examine, and 4) to create.

In all subjects at primary, lower secondary and upper secondary schools, teaching should emphasise the different conditions that people live in and should make students appreciate the needs and perspectives of other people regardless of their age, ethnicity or life philosophy. Students should learn to understand and respect the obligations and rights that a democracy is built on. The student also needs to respect, that other cultures and societies may be based on different values than his or her own.

The Faroese day care system is based on a holistic approach to development and an educational philosophy which emphasises play, care and learning. Work is underway to specify the aims and objectives of the Faroese day care system in a legally binding framework. This work will emphasise the important role that day care centres play in Faroese society, and it will assert their commitment to democratic principles and a democratic view of the child as specified in the UN Convention on the Rights of the Child. The basic idea is that children should be given the opportunity to affect their own life as a natural part of their upbringing.

VIII.C. Rest, play leisure and recreation

Since 2013 the Faroe Islands has had a structured legislative framework on young people under the age of 18 in the work place which regulates i.a. the work which may be undertaken, working hours, rest periods, breaks and holidays.

The regulations are in accordance with international conventions. They take into account young people's right to protection against financial exploitation and their right to protection against work that may be dangerous, work that may interfere with their education, or work that may harm their physical, psychological, intellectual, moral or social development.

IX. Special protection measures

Sexual exploration and sexual abuse

Please refer to section V.B.

The Optional Protocol on the Sale of Children, Child Prostitution and Child Pornography (Concluding observations, para. 60c)

In May 2013, the Faroese Parliament passed a resolution on the Faroe Islands' accession to the Optional Protocol to the Convention on the Rights of the Child on the Sale of Children, Child Prostitution and Child Pornography. Faroese authorities have notified Danish authorities about the adoption of the optional protocol and are now awaiting the withdrawal of the geographical reservation for the Faroe Islands.

Sale, trafficking and abduction (Concluding Observations, para. 69)

In order for the Faroe Islands to be subject to the Protocol to Prevent, Suppress and Punish Trafficking in Persons, Especially Women and Children, the Faroe Islands has to be subject to the Convention against Transnational Organized Crime. Since part of the legislation relevant to this Convention is under Danish jurisdiction, the Faroese authorities have asked the Danish authorities to examine to which extent legislative amendments are necessary to meet the obligations under the Protocol. As of yet, Denmark has not finalised its examination of the legislative amendments that are needed in order for the Faroe Islands to meet the obligations under the optional protocol.

Annex 1: Statistical information regarding Denmark

A. General measures of implementation

Allocation of resources

a) Family and/or child allowances, conditional cash transfer systems

<i>DKK [millions], 2015-price and wage level</i>	2008	2009	2010	2011	2012	2013	2014
<i>Child and youth benefit</i>	15 932	16 269	16 198	15 752	15 439	14 964	14 611
<i>Child benefits</i>	3 121	3 133	3 015	2 941	2 914	2 820	2 904
<i>Total</i>	19 053	19 402	19 213	18 693	18 353	17 784	17 515
<i>Total public expenditure</i>	504026	519383	526030	518599	517719	515213	516009

b) Health services, in particular primary health services

<i>DKK [millions], 2015-price and wage level</i>	2008	2009	2010	2011	2012	2013	2014
<i>Health expenditure in total</i>	146 450	151 285	150 696	149 006	152 481	152 421	155 479
<i>- including primary health care</i>	30 470	29 963	29 871	29 382	28 837	28 706	No data available
<i>Total</i>	146 450	151 285	150 696	149 006	152 481	152 421	155 479
<i>Total public expenditure</i>	504026	519383	526030	518599	517719	515213	516 009

c) Early childhood development (care and education)

<i>DKK [billion], 2015-price and wage level</i>	2011	2012	2013	2014
<i>Operating expenses (exclusive of parental payment)</i>	26.6	26.4	26.0	25.3
<i>Change since previous year</i>	-1.0	-0.2	-0.4	-0.7
<i>Change since previous year as percentage</i>	-3.8	-0.8	-1.4	-2.6

The operating expenses forms part of the municipal budgets as it is the municipalities which bear responsibility for access to daycare, the quality of daycare and the local organization of daycare.

d) Education (primary, secondary), vocational education and training, special education

Annual expenditure per student by educational institutions

<i>In equivalent USD, using PPP's*</i>	<i>Pre-primary</i>	<i>Primary Education</i>	<i>Lower secondary</i>	<i>Upper secondary</i>	<i>Primary to Tertiary</i>
<i>2006 (EAG 2009)</i>	5.208	8.798	8.909	10.400	10.395
<i>2007 (EAG 2010)</i>	5.594	9.176	8.998	10.342	10.759
<i>2008 (EAG 2011)</i>	6.382	10.080	10.268	11.160	11.788
<i>2009 (EAG 2012)</i>	8.785	11.166	11.078	10.996	12.523
<i>2010 (EAG 2013)</i>	9.454	10.935	11.561	11.914	12.848
<i>2011 (EAG 2014)</i>	14.148	9.434	10.971	10.908	12.136
<i>*In equivalent USD converted using PPP for GDP, by level of education, based on full time equivalent</i>					

e) Child protection measures, including the prevention of violence, child labour and sexual exploitation, and rehabilitation programs

The table shows the total net public expenditure on vulnerable children and young people. There has been a decrease in total net public operating expenses in the years 2010-2014. Looking at the individual types of categories of measures, it appears that the decrease in operating expenses is to be found in the cost of special day-care and club facilities, foster homes and privately run institutions, residential institutions and secure residential institutions. The cost of preventive measures has increased slightly since 2009, albeit with a decline of about 7 percent in the total net public operating expenses in the years 2010-2011. The level of total net public expenditure on vulnerable children and young people has been almost stable since 2011.

Total net public expenditure on vulnerable children and young people

<i>DKK [millions], 2015-price and wage level</i>	<i>2008</i>	<i>2009</i>	<i>2010</i>	<i>2011</i>	<i>2012</i>	<i>2013</i>	<i>2014</i>
<i>Special day-care and special club facilities (for children with disabilities)</i>	978	1 109	1 204	1 126	1 045	1 012	973
<i>Foster homes and privately run institutions</i>	5 718	6 155	6 437	6 017	6 053	6 049	6 059
<i>Preventive measures</i>	3934	4266	4316	4010	4016	4223	4 400
<i>Residential institutions (publicly owned)</i>	3 248	3 559	3 502	3 189	3 107	3 074	2 975
<i>Secure residential institutions</i>	294	325	329	363	342	353	303
<i>Total</i>	14172	15414	15788	14705	14563	14711	14710
<i>Total public expenditure</i>	504026	519383	526030	518599	517719	515213	516009

Child protection measures, including prevention of violence, child labour and sexual exploitation, and rehabilitation programmes

<i>DKK [millions], 2015-price and wage level</i>	2008	2009	2010	2011	2012	2013	2014
<i>Children's officers dedicated to child visiting parents in prison</i>	-	-	-	-	-	2	4
<i>Family house attached to Engelsborg Halfway House</i>	3	3	3	3	3	3	3
<i>Special unit for young offenders in Jyderup State Prison</i>	6	6	6	6	6	6	6
<i>Total</i>	9	9	9	9	9	11	13
<i>Total public expenditure</i>	504026	519383	526030	518599	517719	515213	516009

Training on the convention

a) and b)

No data is available on training on the Convention for judicial personnel and law enforcement personnel.

c) Teachers

In 2014, 2 320 teachers graduated the bachelor of education, where training in the concepts and practical application of human rights, children's rights, citizenship and democracy is mandatory.

d) Health-care personnel

In general, Danish healthcare professionals are well educated and trained, and there are a number of opportunities for ongoing further education and training during their employment in municipalities and regions. Denmark does not have statistical data on training on the Convention for healthcare professionals working with and for children but all patients, including children, are treated equally in the Danish healthcare system regardless of sex, race, religion and (their parents') financial position etc.

B. Definition of the child

	2010	2011	2012	2013	2014	2015
<i>Number of children aged 0-18 years</i>	1 283 661	1 282 408	1 273 129	1 263 792	1 250 679	1 240 867
<i>Percentage of general population</i>	23.19 %	22.98 %	22.72 %	22.56 %	22.22 %	21.92 %

Source: Statistic Denmark

<i>Number of children</i>						
<i>Age [years]/Year</i>	2010	2011	2012	2013	2014	2015
0	63 178	63 739	59 306	58 246	56 161	57 130
1	65 977	63 665	64 168	59 718	58 721	56 748
2	65 205	66 235	63 842	64 422	60 046	59 134
3	66 248	65 406	66 358	64 006	64 638	60 389
4	65 459	66 450	65 529	66 564	64 216	64 967
5	65 546	65 532	66 506	65 643	66 742	64 546
6	65 534	65 647	65 597	66 634	65 822	67 083
7	64 941	65 583	65 693	65 676	66 762	66 122
8	65 976	65 039	65 667	65 801	65 861	67 053

9	67 877	66 066	65 085	65 766	65 959	66 143
10	67 216	67 954	66 140	65 167	65 909	66 299
11	67 534	67 323	68 090	66 273	65 311	66 211
12	69 069	67 624	67 434	68 228	66 422	65 528
13	69 514	69 181	67 717	67 549	68 371	66 661
14	72 044	69 643	69 326	67 903	67 729	68 633
15	72 546	72 310	69 887	69 593	68 174	68 119
16	70 482	73 020	72 740	70 278	70 073	68 822
17	71 164	70 615	73 204	72 834	70 507	70 306

Source: Statistic Denmark

<i>Number of children, disaggregated by gender</i>								
<i>Gender</i>	<i>Age [years]/Year</i>	2009	2010	2011	2012	2013	2014	2015
<i>Boys</i>	0	33656	32435	32628	30184	29991	28751	29375
	1	33212	33984	32714	32854	30402	30273	29064
	2	33943	33380	34125	32813	33032	30596	30485
	3	33253	34034	33490	34207	32921	33151	30753
	4	33421	33339	34127	33582	34325	33021	33324
	5	33513	33465	33361	34137	33629	34421	33171
	6	33328	33553	33556	33419	34197	33742	34598
	7	33661	33373	33579	33577	33446	34266	33877
	8	34634	33671	33427	33649	33628	33567	34436
	9	34232	34689	33693	33447	33695	33739	33709
	10	34601	34294	34729	33741	33498	33751	33886
	11	35378	34644	34343	34791	33797	33562	33909
	12	35631	35439	34687	34400	34841	33874	33665
	13	36995	35681	35511	34750	34455	34897	33998
	14	36956	37062	35737	35586	34863	34544	35052
	15	35943	37064	37173	35876	35710	34988	34743
	16	36487	36169	37315	37383	36099	35966	35305
	17	34853	36576	36228	37431	37455	36175	36085
	18	34695	34915	36686	36329	37572	37683	36433
<i>Girls</i>	0	31648	30743	31111	29122	28255	27410	27755
	1	31678	31993	30951	31314	29316	28448	27684
	2	32119	31825	32110	31029	31390	29450	28649
	3	31998	32214	31916	32151	31085	31487	29636
	4	32004	32120	32323	31947	32239	31195	31643
	5	31926	32081	32171	32369	32014	32321	31375
	6	31511	31981	32091	32178	32437	32080	32485
	7	32289	31568	32004	32116	32230	32496	32245
	8	33132	32305	31612	32018	32173	32294	32617

	9	32849	33188	32373	31638	32071	32220	32434
	10	32821	32922	33225	32399	31669	32158	32413
	11	33605	32890	32980	33299	32476	31749	32302
	12	33779	33630	32937	33034	33387	32548	31863
	13	34927	33833	33670	32967	33094	33474	32663
	14	35386	34982	33906	33740	33040	33185	33581
	15	34140	35482	35137	34011	33883	33186	33376
	16	34506	34313	35705	35357	34179	34107	33517
	17	33190	34588	34387	35773	35379	34332	34221
	18	32938	33236	34690	34511	35919	35572	34540

<i>Number of married children</i>						
	2010	2011	2012	2013	2014	2015
Number of married children	74	52	58	54	51	58
Number of married children of Danish origin	25	28	22	21	22	16
Number of married immigrated children	29	13	19	20	21	30
Number of married children who are descendants of immigrants	20	11	17	13	8	12

Source: Statistic Denmark

All children were aged between 15 and 18 years.

C. General principles

C.1. Right to life, survival and development

<i>Cause of death, number of deaths</i>								
	Age	2007	2008	2009	2010	2011	2012	2013
Infectious incl. infestations	0-19	14	12	3	10	11	5	6
Cancer	0-19	39	32	28	24	36	18	27
Other tumors (other neoplasia)	0-19	2	5	2	0	1	0	1
Diseases of the blood (-forming) organs , diseases involving the immune system	0-19	2	2	1	1	4	4	2
Endocrine and nutritional disorders and metabolic diseases	0-19	12	17	9	9	7	8	10
Mental disorders and behavioral disorders	0-19	2	1	1	2	1	2	1
Diseases related to the nervous system and sense organs	0-19	29	17	17	20	19	18	16
Heart disease	0-19	13	7	7	6	3	7	4
Other cardiovascular diseases	0-19	5	2	2	1	3	0	3
Respiratory diseases	0-19	7	13	7	3	8	8	3
Diseases of the digestive organs	0-19	2	2	4	3	2	2	2
Diseases of bones, muscles and connective tissue	0-19	3	3	2	2	0	1	2
Diseases of the urinary and genital organs	15-19	-	1	-	-	-	-	-
Complications of pregnancy , childbirth	15-19	-	-	-	-	1	-	-
Some diseases that occur in the perinatal period	0-19	125	122	83	82	121	109	101
Congenital malformations and chromosomal abnormalities	0-19	71	71	43	42	54	60	48

Symptoms and abnormal findings with ill-defined causes	0-19	15	8	11	11	2	7	4
Accidents	0-19	74	87	71	53	53	51	42
Suicide	10-19	9	15	14	16	13	18	18
Crime and other forms of violence	0-19	10	8	4	6	9	1	4
Events with uncertain circumstance	0-19	5	1	3	0	1	0	0
Death certificates without medical information	0-19	50	67	80	85	35	25	64
All causes of death	0-19	489	493	392	376	384	344	358

Source: Danish Cause of Death Register

C.2. Respect for the views of the child

a) Child and youth organisations or associations and the number of members that they represent

Please refer to annex 1, section H.j.

b) Schools with independent student councils

No data is available.

c) Judicial and administrative proceedings

With regard to family law cases approximately 2400 interviews with children are carried out annually by the State Administration.

D. Civil rights and freedoms

D.1. Birth registration

Birth registration is required by law. All new-borns are hence registered.

	2007	2008	2009	2010	2011	2012	2013	2014
Number of live births	64 082	65 038	62 818	63 411	58 998	57 916	55 873	56 870

Source: Statistics Denmark

D.2. Access to appropriate information

In 2013 there were 483 libraries in Denmark.

E: Violence against children

E.1. Abuse and neglect

a) Victims of abuse

The municipalities must register all received external notifications regarding concerns for a child's health and development. Data on the number of received notifications, the source of the notifications as well as initial follow up is expected to be available by the end of 2015.

b) Sanctions or other forms of follow-up for perpetrators

Data is not available.

c) Recovery and social reintegration

Children who are victims of violence or abuse can receive specialised support in the five "Children's Houses", which cover all municipalities in Denmark. The "Children's Houses" opened in October 2013, and data from their first year of operation, from October 2013 to October 2014, showed that approximately 1000 children had received specialised help in one of the houses.

E.2. The right not to be subjected to torture or other cruel, inhuman or degrading treatment or punishments

a) Children reported as victims of torture

There is no available data regarding children reported as victims of torture due to the fact that torture in Danish criminal law is an aggravating circumstance pursuant to section 157a of the Criminal Code in cases of violations of inter alia sections 244, 245 and 266 of the Criminal Code. The police districts have, however, conducted a search of cases in their case handling system, POLSAS, on violations of sections 244, 245 or 266 of the Danish Criminal Code during the period from 1 January 2008 to 30 June 2015 with the added term "torture". The search provided no results referencing section 157a of the Criminal Code.

b) Children reported as victims of other cruel, inhuman or degrading treatment or other forms of punishment, including forced marriage and female genital mutilation

The Ministry of Justice is aware of three reports of female genital mutilation in the period from 2008 to June 2013. At least one of these victims was under the age of 18.

No data is available regarding forced marriages as it is not possible to distinguish child victims from adult victims in the statistical material.

c) Incidents of corporal punishment in all settings (childcare facilities, schools, family, foster homes, institutions and other places providing services to children), and the number of incidents of mobbing and bullying

No data is available as it is not possible to distinguish between violence in the above mentioned and other settings.

When asked in the annual survey on well-being among pupils in 2015, 75 % of the pupils report that they have never been bullied during the current school year.

d) The number and percentage of reported violations under (a), (b) and (c) above which have resulted in either a court decision or other types of follow-up

The Ministry of Justice is aware of one conviction for female genital mutilation of a child in the period from 2008 to June 2013.

No data is available regarding forced marriages as it is not possible to distinguish child victims from adult victims in the statistical material.

e) Children who received special care in terms of recovery and social reintegration

No data is available.

f) The number of programmes implemented for the prevention of institutional violence and the amount of training provided to staff of institutions on this issue

No data is available.

F: Family environment and alternative care

F.1. Family support

a) The number of services and programmes aimed at rendering appropriate assistance to parents and legal guardians in the performance of their child-rearing responsibilities and the number and percentage of children and families that benefit from these services and programmes

No data is available.

b) The number of available childcare services and facilities and the percentage of children and families that have access to those services.

The municipality grants a subsidy for the costs of day care. To ensure all children access to a day-care facility an additional subsidy to reduce or de facto eliminate the charge may be paid if the income of the parents does not exceed a determined threshold. Treatment aided place subsidy is awarded for children with considerably and permanently

diminished physical or mental capacity who are admitted to a day-care facility for treatment reasons, while socio-pedagogic aided place subsidy is given when a place in a day-care facility is deemed necessary for social or pedagogical reasons and the question of payment reduces the child's possibility of being admitted to or remaining in a day-care facility.

Percentage of children in different age-groups attending day-care facilities, 2008-2013	Age [years]	2008	2009	2010	2011	2012	2013
All children in Denmark	0	16.7 %	15.3 %	17.8 %	19.1 %	18.7 %	19.0 %
	1-2	90.7 %	90.0 %	91.3 %	91.0 %	90.9 %	91.1 %
	3-5	97.0 %	96.6 %	97.4 %	97.4 %	97.6 %	96.9 %
Non-western immigrants	0	8.5 %	7.7 %	10.5 %	7.2 %	12.9 %	15.8 %
	1-2	51.3 %	43.4 %	48.3 %	51.3 %	51.7 %	56.0 %
	3-5	76.7 %	72.6 %	73.6 %	74.1 %	76.9 %	75.6 %
Non-western descendants	0	9.0 %	8.2 %	9.4 %	10.6 %	11.1 %	10.8 %
	1-2	71.4 %	68.7 %	72.3 %	73.3 %	73.4 %	75.6 %
	3-5	92.6 %	92.7 %	92.4 %	93.5 %	93.0 %	91.3 %

Source: Statistics Denmark, PAS11 and FOLK1 and the Ministry of Children, Education and Gender Equality..

F.2. Children without parental care

a) Children without parental care

Number and percentage of children without parental care by age groups

Age	2011		2012		2013	
	Number	Percentage	Number	Percentage	Number	Percentage
0-3 years	906	7	855	7	783	7
4-6 years	987	8	1.046	9	1.050	9
7-11 years	2.651	21	2.644	22	2.570	22
12-14 years	2.778	22	2.698	22	2.586	22
15-17 years	5.228	42	4.968	41	4.622	40
Unknown	3	0	3	0	3	0
Total	12.553	100	12.214	100	11.614	100

Source: Anbringelsesstatistikken, ast.dk

Note: The number of children without parental care is calculated by the 31st December each year.

It appears that the total number of children without parental care is significantly lower in 2013 than in 2011 and 2012. The age group 15-17 years represents about 40 percent of the children without parental care in each of the years 2011-2013. Compared to 2011 there were 606 fewer children without parental care in the age group 15-17 years.

Number and percentage of children without parental care, disaggregated by gender

Sex	2011		2012		2013	
	Number	Percentage	Number	Percentage	Number	Percentage
Male	6.820	54	6.602	54	6.285	54
Female	5.728	46	5.607	46	5.324	46
Unknown	5	0	5	0	5	0
Total	12.553	100	12.214	100	11.614	100

Source: Anbringelsesstatistikken, ast.dk.

Note: The number of children without parental care is calculated by the 31st December each year.

More boys than girls are without parental care. In each of the years 2011-2013 54 percent of the children without parental care are boys and 46 percent are girls.

b) Children separated from their parents

At the end of 2013, 11,614 children and young persons (0-17 years) were placed outside their home.

There is no available information on the number of children separated from their parents as a result of detention or imprisonment of the parent.

c) Number of institutions for such children disaggregated by region, the number of places available in the institutions, the ratio of caregivers to children and the number of foster homes

Number of institutions for children disaggregated by region and year

Region	2011	2012	2013	2015
Capital region	116	131	141	142
Central region	121	138	160	152
North region	115	125	133	124
Zealand region	188	204	219	214
Southern region	121	138	146	170
Total	661	736	799	802

Number of foster homes disaggregated by region

Region	Number of foster homes in 2015
Capital region	868
Central region	1.550
North region	1.075
Zealand region	1.345
Southern region	1.769
Total	6.607

Note: The number reflects the number of regular foster homes and municipal foster homes.

Number of institutions disaggregated by number of places and year

Number of places	2011	2012	2013	2015
1-5	110	126	140	101
6-10	295	335	355	296
11-30	198	217	236	258
31-100	54	52	58	48
101<	2	4	5	8
Total	659	734	794	711

Until 2014 the institutions only reported the total number of places, thus it is not possible to distinguish between the number of places for children and the number of places for adults if an institution was approved for both. Since 2014 and the implementation of the new reporting system it is possible to distinguish between places for children and places for adults. This – along with the pending re-approval is the likely explanation for the drop in number of places from 2013 to 2015.

Ratio of caregivers to children disaggregated by region and year

	2011	2012	2013	2015
Capital region	1.7	1.9	1.8	1.0
Central region	2.0	1.9	1.9	1.1
North region	1.7	2.0	2.7	1.1
South region	1.3	1.4	1.4	0.7
Zealand region	2.0	2.2	2.2	1.0
Average	1.7	1.9	2.0	1.0

Please note that the ratio is obtained by dividing the sum of caregiver FTE with the sum of places in institutions.

Number of institutions disaggregated by cause and year

Cause	2011	2012	2013	2015
Physical disability	146	150	161	64
Mental disability	600	674	729	580
Social problem	565	627	680	546
Other	85	48	37	101

An institution can be approved for multiple causes and therefore be included multiple times in the table.

d) Children separated from their parents who are living in institutions or in foster homes

Number and percentage of children without parental care by type of placement

Type of placement	2011		2012		2013	
	Number	Percentage	Number	Percentage	Number	Percentage
Foster homes	6 778	54	6 865	56	6 717	58
Institutions	2 720	22	2 584	21	2 442	21
Own rooms, student hostels or similar facilities	549	4	430	4	338	3
Boarding and/or independent residential schools	407	3	371	3	364	3
Privately run institutions	1 937	15	1 818	15	1 627	14
Maritime projects	15	0	14	0	13	0
Unknown	147	1	132	1	113	1
Total	12 553	100	12 214	100	8 614	100

Source: Anbringelsesstatistikken, ast.dk.

Note: The number of children without parental care is calculated by the 31st December each year.

The majority of children without parental care are placed in foster homes. In 2011 54 percent and in 2013 58 percent were placed in foster homes. About 20 percent are living in institutions.

Number and percentage of children without parental care by placement type and origin

<i>Origin</i>	<i>2011</i>		<i>2012</i>		<i>2013</i>	
	<i>Number</i>	<i>Percentage</i>	<i>Number</i>	<i>Percentage</i>	<i>Number</i>	<i>Percentage</i>
<i>Danes</i>						
Foster home	6 294	57	6 345	59	6 057	60
Institution	2 228	20	2 112	20	1 973	20
Own rooms, student hostels or similar facilities	458	4	384	4	289	3
Boarding and/or independent residential schools	372	3	339	3	329	3
Privately run institutions	1 736	16	1 593	15	1 425	14
Maritime projects	14	0	12	0	12	0
Total	11 102	100	10 785	100	10 085	100
<i>Immigrants</i>						
Foster homes	145	30	142	33	150	38
Institution	173	36	154	36	136	34
Own rooms, student hostels or similar facilities	56	12	24	6	19	5
Boarding and/or independent residential schools	15	3	16	4	19	5
Privately run institutions	91	19	90	21	71	18
Maritime projects	0	0	*	*	0	0
Total	480	100	426	100	395	100
<i>Descendants</i>						
Foster homes	302	42	346	44	350	45
Institution	275	38	282	36	276	35
Own rooms, student hostels or similar facilities	31	4	21	3	25	3
Boarding and/or independent residential schools	20	3	15	2	15	2
Privately run institutions	98	13	125	16	112	14
Maritime projects	0	0	0	0	0	0
Total	726	100	789	100	778	100

Source: Anbringelsesstatistikken, ast.dk. and Statistics Denmark, dst.dk.

Note: The number of children without parental care is calculated by the 31st December each year.

** less than 3 children*

Children with origin in Denmark are more likely to be placed in foster homes (around 60 percent), compared to immigrant children or descendants, where only 38-45 percent of the children placed in care were placed in foster homes.

Number and percentage of children in foster homes disaggregated by age groups

	2011		2012		2013	
Age	Number	Percentage of total number placed in care	Number	Percentage of total number placed in care	Number	Percentage of total number placed in care
0-3 years	807	12	758	11	712	11
4-6 years	795	12	880	13	869	13
7-11 years	1 901	28	1 909	28	1 892	28
12-14 years	1 551	23	1 541	22	1 497	22
15-17 years	1 724	25	1 777	26	1 747	26
Total	6 778	100	6 865	100	6 717	100

Source: Anbringelsesstatistikken, ast.dk.

Note: The number of children without parental care is calculated by the 31st December each year.

Number and percentage of children in foster homes disaggregated by age and sex

	2011		2012		2013	
Sex	Number	Percentage of total number placed in care	Number	Percentage of total number placed in care	Number	Percentage of total number placed in care
Male	3 502	52	3 540	52	3 484	52
Female	3 272	48	3 322	48	3 230	48
Unknown	4	0	3	0	3	0
Total	6 778	100	6 865	100	6 717	100

Source: Anbringelsesstatistikken, ast.dk.

Note: The number of children without parental care is calculated by the 31st December each year.

The table below shows that the largest part of children placed in institutions is between 15-17 years old. In 2013 this part was 48 percent. At the same time 3/5 of the children placed in institutional care are boys.

Number and percentage of children in institutions disaggregated by age groups

	2011		2012		2013	
Age	Number	Percentage of total number placed in care	Number	Percentage of total number placed in care	Number	Percentage of total number placed in care
0-3 years	88	3	83	3	58	2
4-6 years	138	5	121	5	136	6
7-11 years	516	19	499	19	460	19
12-14 years	703	26	643	25	619	25
15-17 years	1 275	47	1 238	48	1 169	48
Total	2 720	100	2 584	100	2 442	100

Source: Anbringelsesstatistikken, ast.dk.

Note: The number of children without parental care is calculated by the 31st December each year.

Number and percentage of children in institutions disaggregated by age and sex

	2011		2012		2013	
Sex	Number	Percentage of total number placed in care	Number	Percentage of total number placed in care	Number	Percentage of total number placed in care
Male	1 658	61	1 553	60	1 455	60
Female	1 062	39	1031	40	987	40
Total	2 720	100	2 584	100	2 442	100

Source: Anbringelsesstatistikken, ast.dk.

Note: The number of children without parental care is calculated by the 31st December each year.

Number of follow-ups during placement, 2009-2013

	2009	2010	2011	2012	2013
Number of follow-ups and action plans	6 530	7 783	10 047	10 626	11 251
Number of children placed in care (0-17 years)	13 060	12 824	12 553	12 214	11 614

Source: Anbringelsesstatistikken, ast.dk.

Note: The number of children without parental care is calculated by the 31st December each year.

The number of follow-ups and action plans during placement of children has increased by more than 70 percent from 2009 to 2013.

e) The number and percentage of children reunited with their parents after a placement

Number of children returning to parents, 2010-2013

	2010	2011	2012	2013
Number of children returning to parents after a placement	916	928	785	676
Number of returns with information about return destination	1 549	1 534	1 306	1 115
Number of returns in total	3 437	3 383	3 207	3 007

Source: Anbringelsesstatistikken, ast.dk.

Note: The number of children without parental care is calculated by the 31st December each year.

The number of children returning to parents after placement in foster homes or institutional care has decreased from 2010 to 2013. At the same time the total number of placements has, however, also decreased. The relation between children returning to parents after placement and the total number of placements is though not tested.

Duration of placements, 2009-2013

<i>Duration of placements in months</i>	2009	2010	2011	2012	2013
Foster homes	61.0	68.0	69.7	71.2	78.3
Institution	24.6	26.6	31.4	30.7	34.0

Source: Anbringelsesstatistikken, ast.dk.

Note: The number of children without parental care is calculated by the 31st December each year.

There has been an increase in the duration of placements both in foster homes and in institutional care from 2009 to 2013.

f) Adoption

In 2012, 2013 and 2014 respectively 14, 22 and 14 (anonymous) domestic adoptions were carried out in Denmark. 82 percent of these children had a Danish background. Almost all the children were less than 1 year old.

In the same period respectively 219, 176 and 124 intercountry adoptions were carried out. Most children came from Ethiopia (57, 47 and 14), South Africa (32, 41 and 35), and Thailand (20, 13 and 11). In 2014 the average age of the children were 2.3 years when they came to Denmark. 20 percent were aged 3 years or older.

F.3. Family reunification

The number of unaccompanied minors seeking asylum in Denmark has increased significantly from 302 in 2008 to 818 in 2014. The number is still increasing in 2015. For several years, the largest group of unaccompanied minors has been from Afghanistan, but recently most of the accompanied minors are from Syria. In 2015, the top three largest groups of unaccompanied minors are from Syria, Eritrea and Afghanistan. Occasionally, there has been a large group of unaccompanied minors from northern Africa.

Total number of applications for family reunification for children, unaccompanied minor asylum seekers and asylum-seeking children in 2008 -2015 - by application year

	2008	2009	2010	2011	2012	2013	2014	Jan - Jun 2015
Family reunification, children	1.407	1.224	1.423	927	1.424	1.794	5.437	4.782
Asylum-seeking children	371	652	945	784	1.226	1.631	2.122	491
Unaccompanied asylum seekers	302	529	432	282	355	354	818	387
<i>Total</i>	<i>2.080</i>	<i>2.405</i>	<i>2.800</i>	<i>1.993</i>	<i>3.005</i>	<i>3.779</i>	<i>8.377</i>	<i>5.660</i>

Unaccompanied minor asylum seekers 2008 - 2015, by application year and top 3 largest nationalities for each year

2008	Afghanistan (168)	Iraq (67)	Iran (20)
2009	Afghanistan (386)	Iraq (30)	Somalia (26)
2010	Afghanistan (313)	Iran (32)	Syria (17)
2011	Afghanistan (169)	Algeria (34)	Libya (13)
2012	Afghanistan (114)	Algeria (51)	Somalia (44)
2013	Morocco (67)	Afghanistan (62)	Somalia (49)
2014	Syria (248)	Eritrea (188)	Morocco (93)
Jan - Jun 2015	Syria (83)	Eritrea (72)	Afghanistan (63)

The figures regarding family reunification reflect both applications for children who apply for family reunification alone and applications for children who apply accompanied by a parent.

The figures for the period 2008-2014 are based on administrative records from the Danish Alien's Register, the electronic case and document handling system (ECDH) and registrations in the police system POLSAS.

The figures for 2015 cover the period from January to June and are provisional based on the administrative records from the electronic case and document handling system (ECDH) and registrations in the police system POLSAS.

Number of applications for family reunification for children, unaccompanied minor asylum seekers and asylum-seeking children in 2008 in Denmark - by nationality, sex and age-group

Category	Family reunification, children						Unaccompanied asylum seekers						Asylum-seeking children						Total
	F			M			F			M			F			M			
	0-11	12 -14	over 15	0-11	12 -14	over 15	0-11	12 -14	over 15	0-11	12 -14	over 15	0-11	12 -14	over 15	0-11	12 -14	over 15	
Afghanistan	8	2	3	13	3	1			3	1	38	126	16	4	1	32	5	16	272
Albania	1											1	2	1		2	1		8
Algeria						1					1	5	1			1		3	12
Armenia													1			2			3
Australia	1				1	1													3
Azerbaijan		1												1	3		1	2	8
Bahamas			1																1
Bangladesh	3			3	1							2							9
Belarus				1	3														4
Bosnia and Herzegovina	5			5	2								3			2	1	1	19
Brazil	12	4	2	9		3													30
Bulgaria		1	1	1															3
Burkina Faso	1																		1
Burma	8	3	1	14	2	1													29
Burundi	2	1		2															5
Cambodia	1																		1
Cameroon	4		1	4	1	1							1			1			13
Canada				1															1
Cape Verde		1			1														2
Chile	2	2		3		2													9
China	7	8	5	12	4	7			2								1		46
Colombia	2	2	1	1															6

Congo, the Republic of the	1			1	1	1													4
Congo, the Democratic Republic of the	7	4	4	10	4	1			1							1			32
Cote d'Ivoire					1														1
Croatia	3			2		1							1			5	1		13
Cuba				1		1													2
Czech Republic	1																		1
Dominican Republic	4																		4
Ecuador		1																	1
Egypt	1			3															4
Eritrea				1		1							2			2			6
Estonia	2	1		1															4
Ethiopia	3				1								1						5
France	1	1		2															4
Gambia	5			2	2	2													11
Georgia				1									2	1				1	5
Germany	9	2	1	21		3													36
Ghana	6	1	1	10	3	2													23
Greece	1																		1
Guinea																		1	1
Haiti																1			1
Honduras	1	1		3															5
Hungary														1					1
India	5			2	2	1						1							11
Indonesia	1			2															3
Iran (Islamic Republic of)	6	1		7	2							20	7	2	1	12	1	5	64
Iraq	20	6	1	21	4	3	1			2	4	60	19	2	1	29	4	8	185

Israel			1	1													2
Italy	2			3		1											6
Japan	2			2													4
Jordan				2		1							2			1	6
Kazakhstan													1				1
Kenya	5		1	4	2												12
Kosovo	2			2									3			2	9
Kyrgyzstan				1									2				3
Laos						1											1
Latvia	4			2	1	1											8
Lebanon	2			3	1												6
Liberia	1																1
Lithuania	3	1		3													7
Malawi				1													1
Malaysia		1			1												2
Mauritius		1															1
Mongolia													1				1
Montenegro		1				1											2
Morocco	7	4		5	4	3				1	3						27
Mozambique	1			2													3
Netherlands	3			5	2	3										1	14
Nepal				1													1
New Zealand		1		1	1												3
Nicaragua		1															1
Niger	1																1
Nigeria	8			4									1			1	14
Pakistan	10	2		15	2	2										1	32
Peru	2		1	3	1	1											8

Philippines	15	5	3	16	4													43
Poland	20	2	2	16	1	4										1		46
Portugal					1													1
Romania	5		1	3	1	1												11
Russia	14		3	9	2	2					1	21	6	4	30	5	1	98
Rwanda	1	1		2							1							5
Schweiz	3																	3
Senegal			1	1	2	1												5
Serbia	5	1	4	2		1			1			9			4	1		28
Sierra Leone			1		1												1	3
Singapore				1														1
Slovakia	1																	1
Slovenia				1														1
Somalia	18	5	2	23	5	6			2		1	2	2	1	1	3	1	72
Sri Lanka	2			4	1	2			2	2	2	4	2					21
Stateless	4	1		7	1						9	3	1	2	11		1	40
Sudan	1	1	1	2	1	1												7
Syria	6	2	1	6								5	1		12	3	1	37
Taiwan				1		1												2
Tanzania	2	1	2	2		1												8
Thailand	69	27	7	68	17	8												196
the former Yugoslav Republic of Macedonia	4			4	1	1						3						13
Togo	1				1													2
Tonga				1														1
Tunisia			1											1				2
Turkey	71	23	9	68	32	12					1							216

Uganda	9	2	1	1			1						1						15
Ukraine	3	2	2	4	3								1						15
United Kingdom	7		1	4															12
USA	13		1	18	5	2													39
Uzbekistan	1			1										1					3
Venezuela			1																1
Vietnam	4	4	2	6	9	1													26
Zambia	4		2	4	2														12
Zimbabwe		1		2		1													4
<i>Total</i>	<i>470</i>	<i>133</i>	<i>73</i>	<i>496</i>	<i>143</i>	<i>92</i>	<i>2</i>	<i>0</i>	<i>11</i>	<i>5</i>	<i>47</i>	<i>237</i>	<i>113</i>	<i>24</i>	<i>11</i>	<i>156</i>	<i>27</i>	<i>40</i>	<i>2.080</i>

Number of applications for family reunification for children, unaccompanied minor asylum seekers and asylum-seeking children in 2009 in Denmark - by nationality, sex and age-group

Category	Family reunification, children						Unaccompanied asylum seekers						Asylum-seeking children						Total
	F			M			F			M			F			M			
	0-11	12 -14	over 15	0-11	12 -14	over 15	0-11	12 -14	over 15	0-11	12 -14	over 15	0-11	12 -14	over 15	0-11	12 -14	over 15	
Afghanistan	2			10	4	2		2	6	2	47	329	42	8	11	53	12	28	558
Albania				2								1							3
Algeria		1	1								1	7	1					1	12
Armenia				1									1	1		2			5
Australia	1																		1
Azerbaijan	1												1			1			3
Bangladesh	2			3								1							6
Bhutan	1	1																	2
Belarus		1		1															2
Bosnia and Herzegovina	2			5	1							1	4	3	2	2		2	22
Brazil	9	5	5	10	1	2													32
Bulgaria	2		1										4		1	3		1	12

Burma	8	3	1	10	2	1									1				26
Burundi				2	1							1							4
Cambodja	2		1	1															4
Cameroon	4	2		2															8
China	3	12	1	19	5	2			1		1	1					2		47
Colombia	1																		1
Congo, the Republic of the	1				2														3
Congo, the Democratic Republic of the	9	1	2	10	1	1											1		25
Cote d'Ivoire	2			1	1														4
Croatia													1				3		4
Cuba			1	1															2
Dominica		1	1																2
Dominican Republic																	1		1
Ecuador		1		1	1														3
Egypt		1		1								1							3
Eritrea												1	4				3		8
Estonia	1																		1
Ethiopia	1																		1
Gambia	2			3								1							6
Georgia												1	1					1	3
Germany	19	2	2	13	5	3													44
Ghana	5	2	1	4	3							1	1				1		18
Greece	1			1															2
Guatemala					1														1
Guinea						1						2							3
Guinea-Bissau	1											5						1	7

Haiti													1			2			3	
Hungary				1															1	
India	2	1											2			2			1	8
Indonesia	1	1				1														3
Iran (Islamic Republic of)	3	3											22	3	3	2	9	3	5	53
Iraq	13	3	3	15	5	6			2		1		27	9		1	13		2	100
Ireland	1																			1
Israel			1			1														2
Jamaica				1																1
Jordan				1													1			2
Kazakhstan													2				1			3
Kenya	3	1	1	3	1															9
Kosovo	3			4										12	1		15	1	2	38
Latvia				1																1
Lebanon	2			2	2															6
Liberia				1																1
Libyan Arab Jamahiriya														2			1			3
Lithuania	6			3	1															10
Malaysia	2			1																3
Malta	1																			1
Mauritania													1							1
Mexico	1		1	1																3
Moldova														1		1				2
Mongolia																	2			2
Montenegro	3	1																		4
Morocco	3	2		3	1								6				2			17
Mozambique	1					1														2

Netherlands				1														1
Nepal	1		2	1		1					1							6
Nicaragua			1															1
Niger								1					1					2
Nigeria	6	1	1	6		1		1			1		3					20
Pakistan	15	4		9	2	3							1					34
Paraguay		2																2
Peru	1		1	4	1	1												8
Philippines	31	5	3	26	5	1												71
Poland	15	1	3	15	6	1												41
Portugal				1														1
Romania	3			5		2								1			1	12
Russia	9	6	3	14	5	2			2		1	55	6	6	63	11	7	190
Rwanda	2	1				1												4
Schweiz	1																	1
Serbia	1	2		1								23	6	2	24	5	4	68
Sierra Leone	3	1	1															5
Somalia	12	5	5	21	12	4		6		2	18	2	1	2	4	1	1	96
South Africa																		0
Sri Lanka		1		3	1			1		1	5	3	1		2			18
Stateless	9	1	1	7		2					3	3	1	2	7	1	2	39
Sudan	1										1	1			2			5
Syria	10	2	3	5		1		1		1	9	25	1	3	45	2	5	113
Tanzania	1			1	1													3
Thailand	57	23	6	50	19	8												163
the former Yugoslav Republic of Macedonia	2	1	2	4	5	1									1			16

Togo					1														1
Tunisia				1															1
Turkey	51	20	16	54	27	20							2						190
Uganda	5	1		7	5	1							1				1		21
Ukraine	7	3	2	7	2	3											1		25
United Kingdom	3	1		2															6
USA	10	2	2	5	1														20
Uzbekistan	1																		1
Venezuela	1	1	1	1	2														6
Vietnam	6	6	4	5	3	4						2						1	31
Zambia	2	2	1	3	1														9
Zimbabwe		1		1	1								1				1		5
Total	391	138	81	398	138	78	0	3	18	5	53	450	211	34	34	272	37	64	2.405

Number of applications for family reunification for children, unaccompanied minor asylum seekers and asylum-seeking children in 2010 in Denmark - by nationality, sex and age-group

Category	Family reunification, children						Unaccompanied asylum seekers						Asylum-seeking children						Total
	F			M			F			M			F			M			
Nationality/Age	0-11	12 -14	over 15	0-11	12 -14	over 15	0-11	12 -14	over 15	0-11	12 -14	over 15	0-11	12 -14	over 15	0-11	12 -14	over 15	
Afghanistan	47	11	3	42	12	7			9	1	34	269	71	7	10	72	18	51	664
Albania	4	1				1							2						8
Algeria	1		1		1							9						2	14
Angola				1								1							2
Armenia	1												1	2		7			11
Australia				1	1														2
Austria	1																		1
Azerbaijan	1			2															3
Bahrain				1															1

Bangladesh	5			4	1								1			2			13
Barbados					1														1
Belarus	4	1	1		1														7
Bhutan	1																		1
Bosnia and Herzegovina				7									3			1			11
Brazil	12	1		9	2	1													25
Bulgaria													1						1
Burma	5	4	4	6	2											1			22
Burundi	1			1															2
Cambodja		1																	1
Cameroon	3				2												1		6
Canada	3	3		4	1	1													12
Chile	1			1	1														3
China	10	6	4	12	10	2													44
Colombia	2			4	1														7
Congo, the Republic of the																	2		2
Congo, the Democratic Republic of the	3	5	1	5	3	4											1		22
Cote d'Ivoire				2	2	1													5
Croatia	4			2		1												1	8
Cuba				1															1
Dominican Republic				1															1
Ecuador			1	1															2
Egypt				6															6
Eritrea	1							4				1	1						7
Ethiopia	4			1	2								1			3		1	12
Gambia	1			2	1							1							5

Georgia												2			1			3
Germany	2			2														4
Ghana	8	1	1	8	5												1	24
Guatemala				1														1
Guinea											1							1
Guinea-Bissau											2							2
Haiti				1								2			1	1		5
Honduras				1														1
India				3	2							4						9
Indonesia		1		3														4
Iran (Islamic Republic of)	14	2		9	2	4				2	30	14	2	4	16	4	6	109
Iraq	11	5	1	15	3	1			2	1	6	7		2	8	2	2	66
Israel															4			4
Jamaica	2	1																3
Japan	2				1	1												4
Jordan	2	1		3	1	1						1			1			10
Kazakhstan	1											2	1		2	1		7
Kenya	6	3		4		1												14
Korea, Democratic People's Republic of	1																	1
Kosovo	9			4	1	1						21	2	3	21	6	2	70
Kyrgyzstan																	1	1
Latvia	1			1														2
Lebanon												1			1		1	3
Libyan Arab Jamahiriya	3			1					1			1						6
Mauritania											2							2

Mexico	1	1		1	1													4	
Moldova	1	1																2	
Mongolia	1																	1	
Morocco	4			9	3	2					4						1	23	
Mozambique				1														1	
Namibia	1																	1	
Nepal		1	1		2	1							1					6	
New Zealand	1																	1	
Nigeria	1	1	1	4									1					8	
Norway				1														1	
Pakistan	12	2	1	15	1	3							2			4		40	
Paraguay		1																1	
Peru	5			2	3	1												11	
Philippines	27	6	4	22	12	3									1			75	
Poland				1	2							1	1					5	
Russia	14	3	2	15	1	2					1	61	7	4	72	9	7	198	
Rwanda	2	2		3		1												8	
Senegal				1														1	
Serbia	4	2	1	5	2	1						43	9	3	54	9	5	138	
Sierra Leone			1	1														2	
Somalia	28	9	1	39	9	10			1		10	6	1	2	1		3	120	
South Africa	1																	1	
Sri Lanka	1	4	3	3		1		1	2		1	2		1	1			21	
Stateless	3			3							10	4			8		3	31	
Sudan	2												1		3	1	2	9	
Syria	27	3	4	23	3	3			1		2	14	64	6	3	85	9	2	249
Tanzania	1	1		3	2													7	
Thailand	66	33	2	66	17	5												189	

the former Yugoslav Republic of Macedonia	6	3		9	1	5										3	3	1	31
Trinidad og Tobago				1															1
Tunisia	1			1							1								3
Turkey	37	19	9	52	23	18					1	4		2	5			4	174
Uganda	5	2		6	3							2							18
Ukraine	8	4	2	12	4	2													32
United Kingdom	1				2														3
USA	9	1		5															15
Unknown																	1		1
Uzbekistan	1		1	1	1								1		1				6
Venezuela	4			4		1						1		1		1			12
Vietnam	12	5	3	9	8	3												1	41
Yemen				1							1								2
Zambia	3		1	6		1													11
Zimbabwe	2			3					1				1						7
Total	<i>469</i>	<i>151</i>	<i>54</i>	<i>500</i>	<i>159</i>	<i>90</i>	<i>0</i>	<i>1</i>	<i>21</i>	<i>1</i>	<i>40</i>	<i>369</i>	<i>325</i>	<i>40</i>	<i>36</i>	<i>382</i>	<i>65</i>	<i>97</i>	<i>2.800</i>

Number of applications for family reunification for children, unaccompanied minor asylum seekers and asylum-seeking children in 2011 in Denmark - by nationality, sex and age-group

Category	Family reunification, children						Unaccompanied asylum seekers						Asylum-seeking children						Total
	F			M			F			M			F			M			
	0-11	12 - 14	over 15	0-11	12 -14	over 15	0-11	12 -14	over 15	0-11	12 -14	over 15	0-11	12 -14	over 15	0-11	12 -14	over 15	
Afghanistan	49	8	5	56	10	4	3	2	1	4	28	131	49	11	6	48	26	32	473
Algeria											1	33					1	7	42
Argentina	1																		1
Armenia													4	2	2	6			14
Australia						1													1
Azerbaijan				7									5	1	1	2			16
Bangladesh	2		1	2															5
Belarus			2	1															3
Benin									1										1
Bosnia and Herzegovina													1	1		5			7
Brazil	2	3		3	2	2													12
Bulgaria													4	1	2		2		9
Burkina Faso	1			1															2
Burma	3	3	1	5	1	2							2			3			20
Cambodja	3	1		1															5
Cameroon	3			1															4
Canada	2			3															5
Chile	1																		1
China	7	6		8	5											1			27
Colombia		1			1														2
Congo, the Republic of the	1	1		2		1													5
Congo, the Democratic	9	2	5	9	2	1						1	1		1				31

Republic of the																			
Costa Rica			1															1	
Cote d'Ivoire				2						1	1		1					5	
Croatia					1													1	
Cuba			1															1	
Czech Republic			1															1	
Egypt	2			1														3	
Eritrea	3	1		3		1						3				1		12	
Ethiopia	1			3														4	
Gambia	3			1							1							5	
Georgia											1	1				1		3	
Germany				1														1	
Ghana	2			3		1												6	
Guatemala	1																	1	
Guinea											1						1	2	
Guinea-Bissau											1							1	
India	5	1		2							2							10	
Indonesia					1													1	
Iran (Islamic Republic of)	15	1		15	6	3		2		1	8	19	8	5	24	3	4	114	
Iraq	3	1		14		1		1			3				8	1		39	
Israel											1							1	
Jamaica	2	1																3	
Jordan	2											1			2			5	
Kenya				4	2													6	
Korea, Democratic People's Republic of																2		2	
Kosovo	2			1									20	4	5	22	3	2	59

Kyrgyzstan	1			1								1			1	2		6
Lebanon					1													1
Liberia	1		2	2														5
Libyan Arab Jamahiriya	2			3					1	12	2			2		3		25
Malawi	1																	1
Moldova	1	1																2
Mongolia			1															1
Montenegro	1																	1
Morocco	1	1	2	2		2			1	7								16
Mozambique					1													1
Netherlands				1														1
Nepal				1							1			1				3
Nigeria	2			2		1					4		1	4				14
Pakistan	5	1	1	15		1					3	1	1	2		2		32
Peru		2		4	1													7
Philippines	27	4		23	1	2												57
Poland	2				1	1												4
Romania	1		1								4			2				8
Russia	10	2		9	4	1		1	1		56	6	6	69	2	4		171
Rwanda			1	1														2
Senegal				1														1
Serbia	2			2		2					33	3	4	28	4	5		83
Singapore				1														1
Somalia	17	3	3	22	7	1	1		1	6	6		2	8	1	3		81
South Africa			1	1														2
Spain				2														2
Sri Lanka		3	1	4							1	1						10

Stateless	4			6							1	10	11		1	6		1	40
Sudan	1																		1
Syria	27	2	5	20	5	3					2	2	37	2	2	46	4	1	158
Tanzania	2														1				3
Thailand	46	19	4	39	21	1													130
the former Yugoslav Republic of Macedonia	3			1									3			3			10
Tunisia	1			1								3							5
Turkey	13	5	1	18	14	4							1						56
Uganda	1	1		1	3	1					1					1	2	1	12
Ukraine	2	2	3	6	2	1							3		1	1		1	22
United Kingdom	2			1									2			1			6
USA	2	2		3	1														8
Unknown																		1	1
Uzbekistan				1															1
Vietnam	2	1	2	8	4	1													18
Zambia	3	1		5	2														11
<i>Total</i>	<i>308</i>	<i>80</i>	<i>44</i>	<i>355</i>	<i>100</i>	<i>40</i>	<i>4</i>	<i>3</i>	<i>7</i>	<i>5</i>	<i>38</i>	<i>225</i>	<i>282</i>	<i>41</i>	<i>42</i>	<i>300</i>	<i>51</i>	<i>68</i>	<i>1.993</i>

Number of applications for family reunification for children, unaccompanied minor asylum seekers and asylum-seeking children in 2012 in Denmark - by nationality, sex and age-group

Category	Family reunification, children						Unaccompanied asylum seekers						Asylum-seeking children						Total
	F			M			F			M			F			M			
	0-11	12 - 14	over 15	0-11	12 -14	over 15	0-11	12 -14	over 15	0-11	12 -14	over 15	0-11	12 -14	over 15	0-11	12 -14	over 15	
Afghanistan	42	3	10	48	10	7			6	3	17	88	18	2	2	28	2	2	288
Albania	3											2	3			6			14
Algeria										1	3	47						1	52
Angola		1																	1
Armenia	1			1	1								4	1	2	7	1	4	22
Australia	1			1															2
Azerbaijan	1			1										2			1		5
Bangladesh	5	1		2								1	5	1		2			17
Barbados					1														1
Belarus	1								1			11	1			3			17
Bosnia and Herzegovina	2			3		1							7	2		6	2	1	24
Brazil	1	2	2	4	1	1													11
Burkina Faso	1			2															3
Burma	7	2	1			2						1	9	1		4			27
Burundi			1																1
Cambodja				1															1
Cameroon		2	1		1	1													5
Canada				4															4
Chad												1							1
Chile			1																1
China	6	5	3	3	1	6						2	1			1			28
Colombia				1															1
Congo, the						1													1

Republic of the																			
Congo, the Democratic Republic of the	4	4		9	3	3			1			2				1			27
Costa Rica				1															1
Cote d'Ivoire	1				2									1					4
Croatia				1															1
Cuba		1		1	1														3
Ecuador						1													1
Egypt	2																		2
Eritrea					1						2	2	1		5	2	1	14	
Ethiopia	1	1		2	1	1									2			8	
Fiji	1																		1
Gabon				1															1
Gambia	2	2	1								2				1			8	
Georgia													5	1	7		1	14	
Germany	1																		1
Ghana	4	2		2		3					1	1						13	
Guinea											1								1
Guinea-Bissau				1							4								5
Honduras						1													1
Ungarn													1		2				3
India	1			4															5
Indonesia	1			2															3
Iran (Islamic Republic of)	10	4	2	17	5	1	1		1	2	2	9	36	4	2	28	6	5	135
Iraq	13	1	2	13	2	2						8	1		1			1	44
Israel		1																	1
Jamaica		1																	1

Japan				1														1
Jordan												1						1
Kazakhstan				1										2				3
Kenya	5	1	3	3	1	1												14
Kosovo	5			3								19	5	3	18	4	2	59
Kyrgyzstan																1		1
Laos		1																1
Latvia															1			1
Lebanon	2	1	1	2											4			10
Liberia			1															1
Libyan Arab Jamahiriya	1										17	1						19
Lithuania	1			1														2
Malaysia	1																	1
Maldives				1														1
Mali												1						1
Malta				1														1
Mexico						1												1
Moldova			1															1
Mongolia		1																1
Montenegro												2			1	1		4
Morocco		4	1	3	1	2					35	1	1		2			50
Mozambique	1		1		1													3
Namibia	1		2															3
Netherlands	1		1															2
Nepal		2		1	2													5
New Zealand				1														1
Nigeria	4	1		6	1	1						3		1	4			21

Pakistan	14	1	2	19						1	1	5	1		3		1	48
Peru	1	1																2
Philippines	48	6	4	39	5	2												104
Poland	3		1															4
Romania												2			1			3
Russia	7	6	2	8	3	2					3	92	8	6	104	9	7	257
Rwanda	2	2	2	3														9
Senegal				1														1
Serbia	1		1	5	1	1		1	4			93	18	17	90	22	20	274
Sierra Leone				1														1
Solomon Islands				2														2
Somalia	46	20	8	67	17	10			9		35	57	2	1	50	4	2	328
South Africa	2		1	4	1													8
South Sudan		1																1
Spain			1															1
Sri Lanka	1			2	1	1						1			2	1		9
Stateless	8		2	16	2	1					5	11	2	3	11	3	2	66
Sudan	2	1		1							2	1						7
Syria	57	10	7	58	7	7		1	2		11	85	7	10	106	7	8	383
Tajikistan	1			1											1			3
Tanzania	2					1												3
Thailand	50	19	3	52	18	5												147
the former Yugoslav Republic of Macedonia	2	1	1	4	4	3						2			3			20
Togo											1							1
Tunisia	2			1							6				1			10
Turkey	33	13	18	39	18	22			1			1			2			147

Uganda	6		1	7	1	1										2			18
Ukraine	10	3	1	5	3	1							2						25
United Kingdom	1			1	1	1													4
USA	5	1	5	9	3	4													27
Unknown	1			1												1			3
Uzbekistan													1			2	1		4
Venezuela					1								1		1		1		4
Vietnam	6	1	2	19	1	5													34
Yemen																1			1
Zambia	4	1	1	3	1														10
Zimbabwe	1				1														2
<i>Total</i>	<i>450</i>	<i>131</i>	<i>98</i>	<i>517</i>	<i>125</i>	<i>103</i>	<i>1</i>	<i>2</i>	<i>25</i>	<i>6</i>	<i>23</i>	<i>298</i>	<i>477</i>	<i>59</i>	<i>49</i>	<i>515</i>	<i>68</i>	<i>58</i>	<i>3.005</i>

Number of applications for family reunification for children, unaccompanied minor asylum seekers and asylum-seeking children in 2013 in Denmark - by nationality, sex and age-group

Category	Family reunification, children						Unaccompanied asylum seekers						Asylum-seeking children						Total
	F			M			F			M			F			M			
	0-11	12 - 14	over 15	0-11	12 -14	over 15	0-11	12 -14	over 15	0-11	12 -14	over 15	0-11	12 -14	over 15	0-11	12 -14	over 15	
Afghanistan	55	12	12	68	12	15	1	1	4	1	11	44	23	2	7	22	4	8	302
Albania	2	1										1	3	2	1	8	1	1	20
Algeria	2					1					3	26							32
Angola		1																	1
Argentina	2				1														3
Armenia													10	2	2	13	8	2	37
Australia	5			2		1													8
Azerbaijan			1										2			2			5
Bahrain													5						5
Bangladesh	2			3								1	1			3			10

Belarus				1							1				1			3
Benin	1																	1
Bosnia and Herzegovina	2			3								1	2		13	3	3	27
Brazil	6	1	2	1														10
Bulgaria												3			1			4
Burma	1	1	3	1	1	1						4			3	1	1	17
Burundi	1			1														2
Cambodja	3			2														5
Cameroon	5		1	3	1													10
Canada	1			1														2
Chile												2						2
China	23	5	5	13	4	3									1			54
Colombia	2			1				2			1				2			8
Congo, the Republic of the												2						2
Congo, the Democratic Republic of the	12	2	2	6	3	1	2				1	3	1	1	3		1	38
Cote d'Ivoire	2			2							2							6
Croatia	1											1			2	1	2	7
Cuba	1			1														2
Dominican Republic				2	1	1												4
Ecuador				2														2
Egypt	5		1	3	1	3					1	6		1	7		1	29
Eritrea			1	1	1				2		1	7	3		1			17
Ethiopia		3		1	2				2			1			1			10
Gambia	2	1		2						1	1	1	1					9
Georgia				3											1			4
Germany									1									1

Ghana	2	2	1	4		1									1			11
Greece															2			2
Guinea	1			1				1			2							5
Guinea-Bissau						1					4							5
India	4			7	1	2						1			2			17
Indonesia	1				1													2
Iran (Islamic Republic of)	17	2	8	12	4	6					8	12	3	4	10	5	2	93
Iraq	12	6	3	12	5	3					2	5			4	1	2	55
Italy															2			2
Jamaica		1	2	1														4
Japan	2	1	1	4														8
Jordan				1								2	1		7			11
Kazakhstan												2						2
Kenya	3	2		7	3	1												16
Korea, Republic of					1													1
Kosovo	5		2	5		2					1	9	1	2	6	4	1	38
Kyrgyzstan															1			1
Latvia				1														1
Lebanon	4		1	2							1	3		2	3	2		18
Liberia				1														1
Libyan Arab Jamahiriya					1					1	10	2			3			17
Lithuania				1														1
Malaysia	1		1		1	1												4
Mali											2							2
Mauritius						1												1
Mexico					1										1			2
Moldova				2	1													3

Morocco	6			6	1					8	59								80
Mozambique	2			2	1	1													6
Namibia			1			1													2
Nepal	1											1			1				3
Nigeria	9		1	2					1		1	1			6				21
Pakistan	12	3		24	2	3					2	2	1		3		1		53
Peru	1			1															2
Philippines	55	4	4	38	7	5													113
Poland				2	1														3
Romania	1																1		2
Russia	10	5	2	11	4	2			1		3	189	8	10	207	27	7		486
Rwanda						1					3								4
Samoa				2															2
Senegal				1							1								2
Serbia	2			5		2			1		1	81	9	7	75	13	16		212
Sierra Leone					1	1													2
Slovakia															1				1
Somalia	78	21	13	76	20	16	3		8		6	32	69	8	6	61	6	1	424
South Africa	1		1	1															3
South Sudan	2		1		1														4
Spain	1		1	1															3
Sri Lanka	4	1		4	1			1			1				2				15
Stateless	10			12	5	1		1		2	1	9	29	7	1	41	7	4	130
Sudan	3												3			3			9
Swaziland			1																1
Syria	148	20	25	151	28	18	3	5	6	1	5	25	131	14	15	152	32	17	796
Tajikistan																2			2
Thailand	41	21	11	44	18	7													142

the former Yugoslav Republic of Macedonia	3		1	3	1								3	2		5			18
Togo						1													1
Tunisia				1					1		1	5							8
Turkey	13	1	3	27	4	18							2			2			70
Uganda	7	1		7	3	2						1							21
Ukraine	7	2		13	5	2							5	1	1	4			40
United Kingdom	1			1															2
USA	4		1	2	1														8
Unknown					1							1	3			1			6
Uzbekistan	3			1									1						5
Venezuela		1		1	1														3
Vietnam	13	5	2	12	3	5		1				3							44
Yemen				1															1
Zambia	1	1	1	2		1													6
Zimbabwe													1						1
<i>Total</i>	<i>627</i>	<i>127</i>	<i>116</i>	<i>638</i>	<i>155</i>	<i>131</i>	<i>9</i>	<i>9</i>	<i>29</i>	<i>6</i>	<i>39</i>	<i>262</i>	<i>629</i>	<i>64</i>	<i>60</i>	<i>692</i>	<i>116</i>	<i>70</i>	<i>3.779</i>

Number of applications for family reunification for children, unaccompanied minor asylum seekers and asylum-seeking children in 2014 in Denmark - by nationality, sex and age-group

Category	Family reunification, children						Unaccompanied asylum seekers						Asylum-seeking children						Total
	F			M			F			M			F			M			
	0-11	12 - 14	over 15	0-11	12 -14	over 15	0-11	12 -14	over 15	0-11	12 -14	over 15	0-11	12 -14	over 15	0-11	12 -14	over 15	
Afghanistan	25	6	8	43	19	15		1	5	1	14	40	11	4	1	14	1	3	211
Albania	2												3	1	1	7		1	15
Algeria											5	38							43
Angola	1																		1

Argentina		1		1		1												3
Armenia		1							1		8	1	3	10	4	2		30
Australia	2	2																4
Azerbaijan											1			4	3			8
Bangladesh	6	1		3		1				2	1							14
Belarus				1							3			2				6
Benin				1										1				2
Bhutan	2			1														3
Bolivia	1																	1
Bosnia and Herzegovina	3			2										2	1			8
Brazil	7		3	7	3	2												22
Bulgaria											1			1				2
Burma	1	1		2							6			7				17
Burundi			2		2	4												8
Cambodja		1																1
Cameroon	2		1	3		1												7
Canada	2	1				1					1			1				6
Cape Verde				1														1
Chad										1								1
Chile	1			1														2
China	22	3	3	36	3	5				1	1							74
Colombia	1			1		3												5
Congo, the Democratic Republic of the	12	3	4	11	7	5												42
Cote d'Ivoire				1		1												2
Croatia												1						1
Cuba	1		1															2

Ecuador			1	1														2	
Egypt	3	1		4	1	1					1				6			17	
Eritrea	24		2	30		1		1	30	1	15	141	43	2	1	47	3	2	343
Ethiopia	9			4		1						6	3					23	
France				1														1	
Gambia	5	3	1	1	2													12	
Georgia	1												3	1		3	2	10	
Germany	2			1														3	
Ghana	6	1	2	11	2	2							1		1			26	
Greece			1										1					2	
Guinea	1			1														2	
Guinea-Bissau	1																	1	
Haiti					1													1	
Honduras				2														2	
India	9		1	16									2					28	
Indonesia		1		1	2													4	
Iran (Islamic Republic of)	12	1	4	7	4	6			3			1	10	4	2	14	3	3	74
Iraq	15	2	1	14	2	7						3	5			11		1	61
Israel																1			1
Jamaica	2	1		1															4
Japan	1	1			1														3
Jordan	2		2	1		1							1				1		8
Kazakhstan				1	1	1													3
Kenya	7	2		7	3	2										2			23
Korea, Republic of	2			1															3
Kosovo	3			4		2							10	2	1	12	1	2	37
Kyrgyzstan														1		2		1	4

Latvia											1							1
Lebanon	5	1	1	3	5	1						4	2		3	1	1	27
Liberia				1														1
Libyan Arab Jamahiriya											6	1						7
Lithuania	1				1													2
Madagascar			1	1														2
Malaysia				2														2
Mauritania											1							1
Mexico	2	1		1	1													5
Montenegro	2	1		1														4
Morocco	3		1	12				1	15	77	2				1			112
Mozambique				1		1												2
Netherlands				1														1
Nepal	19		2	22														43
New Zealand				1														1
Niger											2							2
Nigeria	8	1		9	2			2				1			1			24
Pakistan	20		1	24	1						2	3			3		1	55
Paraguay	1																	1
Peru	1					1												2
Philippines	40	7	3	33	9	2												94
Poland								1				1			1			3
Portugal	2			1														3
Russia	17		5	21	1	3					4	107	9	4	105	10	5	291
Rwanda			1		1	4												6
Samoa	1																	1
Saudi Arabia															1			1

Senegal	2	1			1														4	
Serbia	3	1	1	4	4	2							14	4	3	9	3	2	50	
Sierra Leone	1			1															2	
Singapore				1															1	
Somalia	190	66	38	212	65	56	1	2	7	1	3	43	8			14	1		707	
South Africa				1															1	
Spain			1	2															3	
Sri Lanka	2			3									1						6	
Stateless	102	21	27	112	21	19	2	4	3	12	12	43	100	14	15	101	23	18	649	
Sudan	1			2								2			1				6	
Syria	1.11 7	176	210	1.20 2	226	175	14	6	12	17	33	166	418	59	39	493	67	67	4.497	
Tajikistan		1		1									1		1	1			5	
Tanzania	1	1		2		1													5	
Thailand	41	18	12	40	17	7													135	
the former Yugoslav Republic of Macedonia																5		3	1	16
Tunisia				2							1	5							8	
Turkey	20	11	20	24	7	21										1	1		105	
Uganda	7	3	4	9	2	2		1	2			2							32	
Ukraine	42	5	3	39	4	5							13	2	3	14	1	4	135	
United Kingdom				2															2	
USA	4		2	5	1													1	13	
Unknown				2									1			1			4	
Uzbekistan	1			1									1			2	1		6	
Venezuela	1			1															2	
Vietnam	13	6	2	12	8	4													45	

Zambia	2	1																1	8
<i>Total</i>	<i>1.86</i>			<i>2.04</i>														<i>115</i>	<i>8.377</i>
	8	355	374	1	431	368	17	15	65	33	99	589	795	107	75	902	128		

Number of applications for family reunification for children, unaccompanied minor asylum seekers and asylum-seeking children in January - June 2015 in Denmark - by nationality, sex and age-group

Category	Family reunification, children						Unaccompanied asylum seekers						Asylum-seeking children						Total
	F			M			F			M			F			M			
	0-11	12 - 14	over 15	0-11	12 -14	over 15	0-11	12 -14	over 15	0-11	12 -14	over 15	0-11	12 -14	over 15	0-11	12 -14	over 15	
Afghanistan	14	1	3	11	4	6	1	1	2	1	15	43	4	1	3	5	1	2	118
Albania	2			2									2			3			9
Algeria		1				1				1	4	25							32
Andorra				1															1
Angola				1															1
Argentina	1				1														2
Armenia	1			1										1		1	1	1	6
Australia			1		1														2
Azerbaijan				1	1	1							1	1					5
Bangladesh		2		3	2	1										1			9
Belarus	3				1											2			6
Benin				1															1
Bolivia	1																		1
Bosnia and Herzegovina	1			2												1			4
Brazil		1	1		1														3
Bulgaria	1			1									2			1			5
Burma				1		2													3
Cambodja	1																		1
Cameroon	3	1											1						5
Canada													1						1

Central African Republic					1													1
Chile						1												1
China	22	3	3	21	1										1			51
Colombia		1			1													2
Congo, the Republic of the				1														1
Congo, the Democratic Republic of the	2	1	1	3	2										2			11
Cote d'Ivoire	3		2		2													7
Croatia	1																	1
Cuba		1																1
Ecuador	1		1															2
Egypt	3		1	2		2						1			2	2		13
El Salvador																	1	1
Eritrea	90	10	6	100	10	8		14	2	2	54	9			11			316
Ethiopia	6	1		4							4							15
Gambia				1						1	1							3
Georgia												2					1	3
Ghana	2		2	2	1	1												8
Guinea-Bissau				1							1							2
India	10			13		1					1							25
Iran (Islamic Republic of)	7	3	5	2	3						4	3	1		1	2		31
Iraq	9	1	1	9	5	1				2	4	1	1		1		1	36
Israel				1														1
Italy				1														1
Japan				1														1
Jordan	2	2			1													5
Kazakhstan															1			1

Kenya	7			1	1	1													10
Korea, Republic of				1															1
Kosovo				1		1						10	1	1	9	1			24
Lebanon	1											2			1				4
Liberia			1																1
Libyan Arab Jamahiriya	2										6	1			1				10
Maldives	1																		1
Mali											1								1
Moldava											2								2
Morocco	3			1					1	11	33	3							52
Nepal	14	2		13		1													30
Nigeria	5	2		2	1				1			2			4	1			18
Pakistan	7			14		1						1	1						24
Philippines	20	5	4	14	6	2													51
Poland	1																		1
Russia	5	1	2	5	1	2		1	1				16	3		15		2	54
Rwanda	1												1						2
Senegal					1														1
Serbia	1			2		1							8	2	2	3	1	1	21
Somalia	47	16	14	43	11	15		1	4		2	21	2			2			178
Sri Lanka	1			1							1	1							4
Stateless	191	29	26	205	35	28	2		2	1	4	18	12	2	4	21	1	6	587
Sudan	4	1		4	1							1							11
Syria	1.22 4	185	142	1.32 0	201	175	8	5	6	13	3	48	99	10	11	109	13	9	3,581
Tanzania	1			3	1														5
Thailand	20	15	6	8	6	6							1						62
the former	1		2										1	1		1			6

Yugoslav Republic of Macedonia																				
Togo	1				1															2
Tunisia	1										2									3
Turkmenistan															1					1
Turkey	19	4	3	9	8	4							1		1	4	1			54
Uganda			1	5				1				1								8
Ukraine	22	1	1	29		2							1			1				57
Uruguay				1																1
United Kingdom				1																1
USA	2	1	1	2		1														7
Unknown																2				2
Uzbekistan	3			2									1							6
Vietnam	6	3	1	6					1											17
Zambia	1	2											1							4
<i>Total</i>	<i>1.79</i> 8	<i>296</i>	<i>231</i>	<i>1.88</i> 0	<i>312</i>	<i>265</i>	<i>11</i>	<i>9</i>	<i>31</i>	<i>19</i>	<i>45</i>	<i>272</i>	<i>190</i>	<i>24</i>	<i>22</i>	<i>207</i>	<i>26</i>	<i>22</i>	<i>5.660</i>	

F.4. Illicit transfer and non-return

a) The number of children abducted from and into the State party

In 2012-2014 there were an annual average of 47 child abduction cases from Denmark, hereof 31 to states which are parties to the Hague Child Abduction Convention and 16 to non-convention states. In the same period an average of 19 children annually were abducted to Denmark from states which are parties to the Hague Convention.

b) The number of perpetrators arrested and the percentage of those sanctioned in (criminal) courts

No data is available

F.5. Children with incarcerated parents

Year	Daily average number of children living in prison with their parent
2009	1.6
2010	2.8
2011	1.4
2012	1.3
2013	1.5
2014	1.1

G. Disability, basic health and welfare

G.1. Children with disabilities

a) Special material, psychosocial or other assistance

	2009	2010	2011	2012	2013
Number of families receiving reimbursement of extra costs	33 300	32 523	30 208	27 747	25 656

Source: Statistics Denmark.

b) Children living in institutions, including institutions for children with mental disabilities or outside their families such as in foster care

No data is available.

c) and d) Children attending regular schools and special schools

Number of pupils in public schools and pupils receiving special education in special programmes						
	2007	2008	2009	2010	2011	2012
Number of pupils	603 597	597 638	594 777	590 861	578 877	577 396
Pupils receiving special education in special programs	30 000	32 331	33 197	33 976	31 261	29 964
Percentage of pupils receiving special education in special programmes	5	5.4	5.6	5.8	5.4	5.2

Number of children attending special day-care or club facilities						
	0–2 years	3–5 years	6–9 years	10–13 years	≥14 years	Total
2010	142	633	463	266	437	1 941
2011	171	788	375	224	504	2 062
2012	170	826	298	160	469	1 923
2013	140	725	326	218	366	1 775

Source: The Social Resource Count.

e) Children who are not attending schools or comparable facilities

No data is available.

G.2. Health and health services

a) The rates of infant and under-5 child mortality

	2013
Mortality rate, under 5 (per 1 000 live births)	4
Mortality rate, infant (per 1 000 live births)	3

Source: The World Bank Databank (figures based on estimates developed by the UN Inter-agency Group for Child Mortality Estimation (UNICEF, WHO, World Bank, UN DESA Population Division) at www.childmortality.org.

Please note that infant mortality rate is the number of infants dying before reaching the age of 1 year per 1 000 live births in a given year. Under 5 mortality rate is the probability per 1 000 that a new-born baby will die before reaching the age of five if subject to age-specific mortality rates.

b) Children with low birth weight

	2014
Births < 1500 g - SGA* (% of all births with gestational age > 37 weeks)	0.4
Births < 2500 g (% of all births with gestational age > 37 weeks)	2.1

*SGA = Small Gestational Age

Source: The Danish National Birth Registry, the National Health Documentation and e-Health Authority, SSI

Please note that the table only includes children with gestational age > 37 weeks and known birth weight.

c) Children with moderate and severe underweight, wasting and stunting

When starting to attend school at the age of approximately 6 years 2% of all children are underweight.

d) Child mortality due to suicide

Please refer to annex 1, section C.1.

e) Households without access to hygienic sanitation facilities and access to safe drinking water

No data is available.

f) Full immunisation for tuberculosis, diphtheria, pertussis, tetanus, polio and measles

It is estimated that 94 % of 1 year old children are fully immunised for diphtheria, pertussis, tetanus and polio. The first dose of measles vaccine is given when the child is 15 months. The official estimate for measles immunization for two-year-old children is 90%. Vaccination for tuberculosis is not part of the Danish Childhood Vaccination Programme and thus estimates for coverage against tuberculosis in this age group cannot be provided.

g) Maternal mortality

	2014
Maternal mortality ratio (modelled estimate per 100 000 live births)	5

Source: The World Bank Database (figures based on: WHO, UNICEF, UNFPA, The World Bank and the United Nations Population Division. "Trends in maternal mortality: 1990-2013".

Please note that maternal mortality ratio indicates the number of women who die from pregnancy-related causes while pregnant or within 42 days of labour.

h) Access for pregnant women to prenatal and postnatal health care

Data is not available.

i) Children born in hospitals

	2014
Children born in hospitals (% of all births)	98.7

Source: The Danish National Birth Registry, The National Health Documentation and e-Health Authority, SSI.

Please note that the figure only includes children with known birth place (approximately 99 % of all births). Births outside hospitals include planned/unplanned home births during transport to hospital.

j) Personnel trained in hospital care and delivery

It is not possible to provide data on the proportion of personnel trained in hospital care and delivery, but only data on the number of midwives employed.

Midwives in public hospitals	2014
Persons	1 729
Full-time employed	1 499

Source: The Municipal and Regional Wage Data Office of Denmark.

k) Mothers who practise exclusive breastfeeding

The applicable data collection parameter is full breastfeeding i.e. breastfeeding with a maximum of one meal of formula per week and no limitation of water intake.

In 2013 87.5 % were fully breastfed at 2 weeks. 56 % were fully breastfed at 17 weeks and 13 % were fully breastfed at 26 weeks.

a) Children infected and affected by HIV/AIDS

In 2014 53 pregnant women were determined to be HIV-positive during general pregnancy screening hereof were 12 not previously diagnosed with HIV. All of these women were treated with anti-retroviral therapy during pregnancy and none of their new-borns acquired HIV. In 2014 one woman was infected with HIV after the pregnancy screening and subsequently gave birth to an HIV infected baby.

b) Children infected and affected by HIV/AIDS who receive assistance, including medical treatment, counselling, care and support

Full coverage of medical treatment, counselling, care and support are provided by the state free of charge.

c) Children infected and affected by HIV/AIDS living with relatives, in foster care, in institutions or on the streets

No data is available.

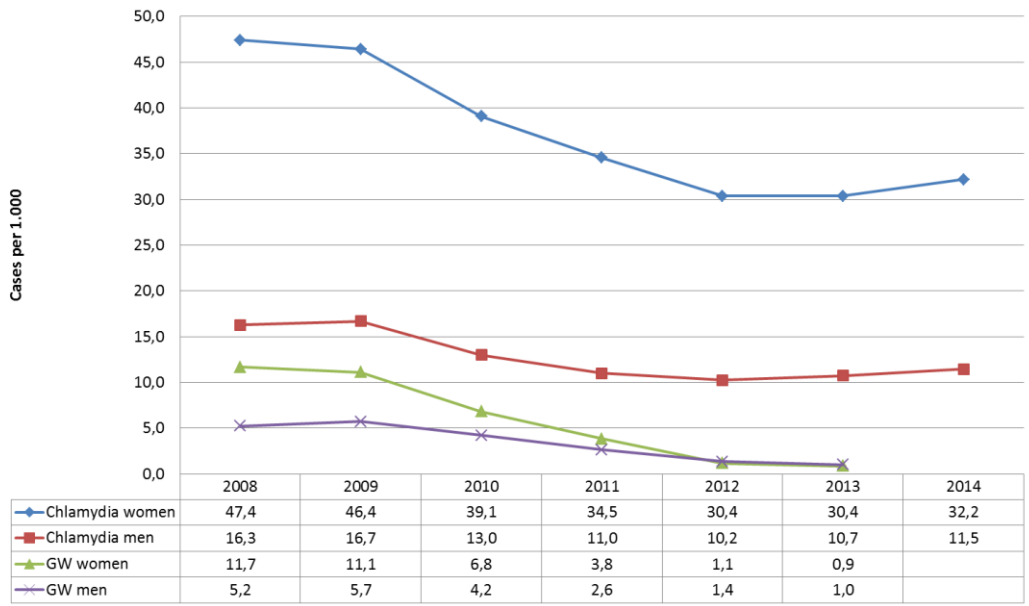
d) Child-headed households as a result of HIV/AIDS

No data is available.

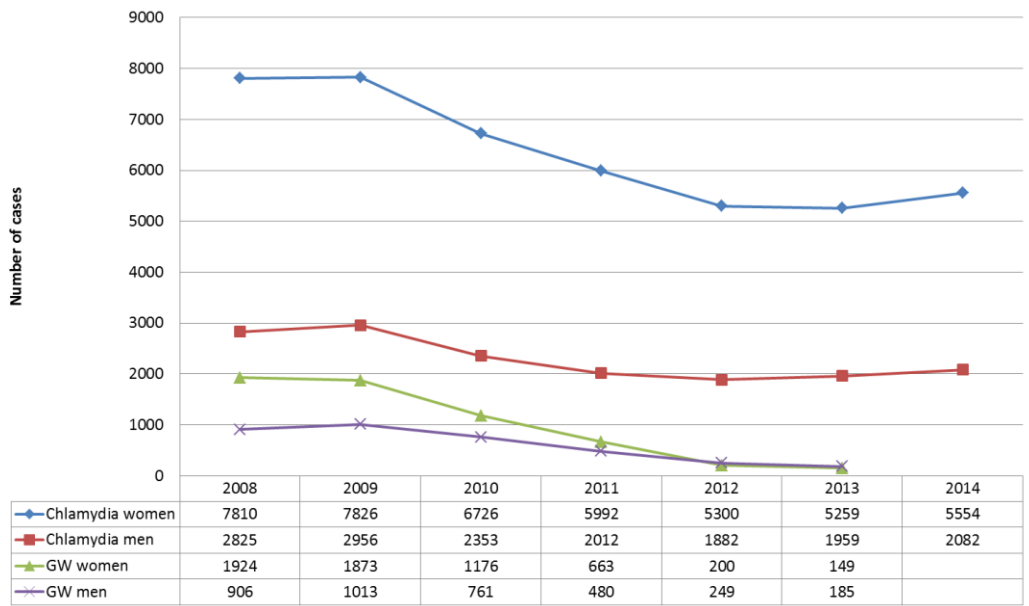
a) Adolescents affected by early pregnancy, sexually transmitted infections, mental health problems, and drug and alcohol abuse

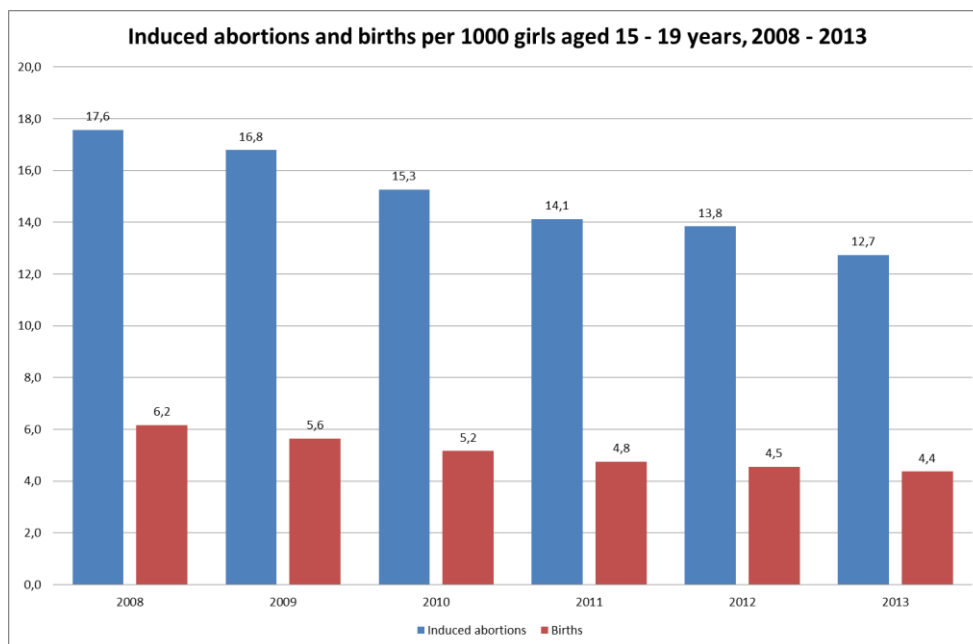
With regard to drug and alcohol abuse, please refer to annex 1, section G.3.

Reported cases of Chlamydia and Genital Warts per 1000 men and women, aged 15 - 19 years, 2008 -2014



Number of reported cases of Chlamydia and Genital Warts, men and women aged 15 - 19, 2008 - 2014





b) Programmes and services aimed at the prevention and treatment of adolescent health concerns.

Please refer to para. 145-150.

G.3. Drug and substance abuse

The latest annual national report on the drug situation in Denmark (2014) from the Danish Health and Medicine Authority shows that the level of experimental drug use which has been high but stable since 2000 is now dropping slightly with the exception of cannabis.

In 2011, approximately 3 950 young people between the age of 18 and 24 were receiving treatment for drug abuse. When comparing the youth population receiving drug abuse treatment and the total number of Danish youngsters in the same age group, a figure of 3 950 means that 8 out of every 1000 young people aged between 18 and 24 years were receiving treatment in 2011. Furthermore a total of 1017 children lived together with a drug abuser admitted for treatment in 2011.

The most recent survey of ninth graders (2011) shows that 18 % have used cannabis at some point, 4 % substance sniffing, 2,5 % amphetamines, 1,5 % ecstasy and 2 % cocaine. Among 16–24-year-olds the latest figures (2013) show that 24 % had used cannabis and less than 10% had used other illegal substances within the last year.

The number of young people receiving treatment for alcohol abuse has dropped from approximately 270 persons aged between 15 and 19 years in 2008 to approximately 130 in 2013. 1450 young people aged between 15 and 19 years were in 2013 admitted to a hospital with an alcohol related diagnosis.

The national substance abuse hotline (Gifflinien)

The number of enquiries to Gifflinien regarding psychostimulants during the period 1 January 2010 - 6 August 2015 were 981 which corresponds to 2.0 % of the total number of enquiries regarding children in the same period (49 737).

<i>Number of enquiries to the Danish Poison and Information Centre (DPIC) about poisonings in children aged 0-15 years with psychostimulants (ATC groups N06A and N06B) during the period 1 January 2010 – 6 August 2015</i>																	
Age	0	1	2	3	4	5	6	7	8	9	10	11	12	13	14	15	0-15

<i>N06AB03 fluoxetine</i>	0	6	8	2	0	0	0	0	0	0	1	0	0	4	7	28	56
<i>N06AB04 citalopram</i>	1	27	47	16	7	6	0	4	0	3	2	3	2	4	7	23	152
<i>N06AB05 paroxetine</i>	0	3	4	1	1	0	0	0	1	0	0	0	1	0	0	1	12
<i>N06AB06 sertraline</i>	2	19	49	20	7	1	2	2	0	0	1	2	4	9	11	20	149
<i>N06AB10 escitalopram</i>	1	3	14	6	2	1	1	0	0	0	0	0	1	1	1	4	35
<i>N06AF01 isocarboxazid</i>	0	0	0	0	0	0	0	0	0	0	0	0	0	0	1	0	1
<i>N06AX03 mianserin</i>	0	5	6	1	0	0	0	0	0	0	0	0	0	0	3	1	16
<i>N06AX07 minaprine</i>	0	0	0	0	0	0	0	0	0	1	0	0	0	0	0	0	1
<i>N06AX11 mirtazapine</i>	0	2	8	3	6	1	3	0	1	0	1	0	1	1	5	10	42
<i>N06AX12 bupropion</i>	0	0	0	0	0	0	0	0	0	0	0	0	0	2	0	1	3
<i>N06AX16 venlafaxine</i>	5	11	19	9	3	0	3	0	0	2	0	0	0	5	0	1	58
<i>N06AX21 duloxetine</i>	0	1	7	2	1	0	0	0	0	0	0	0	0	3	0	0	14
<i>N06AX22 agomelatine</i>	0	0	3	9	0	1	0	0	0	0	0	0	0	0	0	0	13
<i>N06AX25 Hyperici herba</i>	1	8	5	1	1	0	0	0	0	0	0	0	0	0	0	0	16
<i>N06AX26 vortioxetine</i>	0	1	0	0	0	0	0	0	0	0	0	0	0	0	0	0	1
<i>N06BA Centrally acting sympathomimetics</i>	0	1	0	1	0	0	0	0	0	0	0	0	0	0	1	1	4
<i>N06BA02 dexamfetamine</i>	0	0	0	1	0	0	0	1	0	0	0	0	2	0	1	0	5
<i>N06BA04 methylphenidate</i>	10	41	36	12	1	1	5	5	7	9	13	19	8	31	45	59	302
<i>N06BA07 modafinil</i>	0	1	2	0	0	0	0	1	0	0	0	0	1	0	0	0	5
<i>N06BA09 atomoxetine</i>	0	7	12	0	0	0	1	1	2	4	1	3	1	3	10	17	62
<i>N06BA12 lisdexamfetamine</i>	0	0	4	0	0	0	0	0	0	0	2	0	0	0	4	1	11
<i>N06BC01 caffeine</i>	0	1	5	0	1	0	0	0	0	0	1	0	1	0	3	5	17
<i>N06BX18 vinpocetine</i>	0	0	2	0	0	0	0	0	0	0	0	0	0	0	0	0	2
<i>N06AA02 imipramine</i>	0	0	3	0	1	1	0	0	0	0	0	0	0	0	0	1	6
<i>N06AA04 clomipramine</i>	0	0	4	0	2	0	0	0	0	0	0	0	0	0	0	2	8
<i>N06AA09 amitriptyline</i>	0	10	12	4	0	0	1	0	0	0	0	0	0	1	4	1	33
<i>N06AA10 nortriptyline</i>	0	11	12	7	0	0	0	0	0	0	0	0	0	2	3	1	36
<i>N06AA16 dosulepin</i>	0	0	0	0	0	1	0	0	0	0	0	0	0	0	0	0	1
<i>All</i>	20	158	262	95	33	13	16	14	11	19	22	27	22	66	106	177	1061

G.4. Social security

Child allowance

Ordinary child allowance amounts to DKK 5 356 annually for each child (2015). Beneficiaries are i.a. children of single parents and children whose parents both receive pensions under the Act on Social Pensions. Supplementary child allowance amounts to DKK 5 460 annually (2015) and is paid to single parents, if the child is residing with the custodial parent. Regardless of the number of children only one supplementary allowance may be awarded. Special child allowance amounts to DKK 13 692 annually (2015) for each child. In regard to beneficiaries, please refer to Denmark's fourth periodic report, paragraph 346. Since Denmark's fourth periodic report entitlement has been

extended to cover children adopted by a single person. Twice the amount of special child allowance is awarded in cases where both parents have died. Supplementary special child allowance amounts to DKK 1 776 annually (2015) for each child. In regard to beneficiaries please refer to Denmark's fourth periodic report, paragraph 348. Since Denmark's fourth periodic report entitlement has been extended to children conceived by single women through artificial insemination and children adopted by a single person. Twice the amount of supplementary special child allowance is paid for each child in cases where both parents have died.

Parents who are studying are entitled to an additional allowance of DKK 7 032 annually (mean-tested). Parents who are undergoing training or education may be entitled to supplementary child benefit in certain periods in order to ensure that the family's total income is equivalent to the comparable state education grant with a breadwinner allowance (mean-tested).

Parents of twins, triplets etc. are in the first seven years of the children's life entitled to a multi-birth allowance which amounts to DKK 8 832 annually for each child in addition to the first child.

Family allowance

<i>Age of the child [years]</i>	<i>Annual amount, 2015 rates [DKK]</i>
0-2	17 772
3-6	14 076
7-14	11 076
15-17	11 076

Assistance to adoptive parents

Adoptive parents are entitled to a lump sum of DKK 50 871 conditional upon the adoption being arranged by an authorised organisation and the child being adopted from another country.

Child maintenance

Normally, the standard child maintenance (monthly, 1.289 DKR in 2015) is paid in advance by public authorities to the maintenance debtor. Child maintenance not paid in advance is recovered by public authorities.

H. Education, leisure and cultural activities

a) Literacy rates for children and adults

No data is available.

b) Enrolment and attendance rates for primary and secondary schools and vocational training centres

The attendance rate for the school year 2012/2013 94.3 %.

<i>Number of primary and lower secondary school pupils</i>							
	<i>2007</i>	<i>2008</i>	<i>2009</i>	<i>2020</i>	<i>2022</i>	<i>2012</i>	<i>2013</i>
<i>ISCED 1 + 2 (ISCED 2011)</i>	722105	718988	717332	716695	709271	650586	709896
<i>Preschool class</i>	67755	65937	66816	68195	67476	68314	66090
<i>1st grade</i>	67476	66779	65490	67178	67391	66823	67743
<i>2nd grade</i>	67504	67619	66592	65454	66464	67581	66601
<i>3rd grade</i>	67007	67434	67686	66657	64719	67163	67559
<i>4th grade</i>	68669	67089	67480	67826	66345	65291	67137
<i>5th grade</i>	68559	68921	67211	67537	67217	66904	65384
<i>6th grade</i>	70953	68694	69016	67396	67183	67950	66843

7th grade	69701	71003	68571	69061	66531	67768	68077
8th grade	69751	70196	70967	68508	68253	67809	68051
9th grade	70503	69512	70215	71472	69013	7074	68436
10th grade	34227	35804	37288	37411	38679	37909	37975

<i>Distribution of pupils with another origin than Danish</i>							
	2007	2008	2009	2010	2011	2012	2013
Number of pupils	71 663	72 762	73 761	74 100	73 589	74 920	74 178
Attending public schools	60 161	60 170	60 460	60 292	59 117	60 098	59 122
Attending private elementary schools	8 847	9 693	10 119	10 475	11 097	11 428	11 686
Attending another institution	2 655	2 899	3 182	3 333	3 375	3 394	3 370
Of these, attending special education	1 147	1 170	1 187	1 173	1 120	1 091	1 127

c) Retention, completion and transition rates, and the percentage of dropout from primary and secondary schools and vocational training centres

<i>Number of applications from 9th and 10th grade students for post-secondary programmes</i>									
	2007	2008	2009	2010	2011	2012	2013	2014	2015
Vocational upper secondary education	28.5	26.3	25.7	23.7	21.8	20.4	18.8	19.6	18.5
General upper secondary education	61.6	63.5	67.7	69.7	70.7	71.6	73.6	73	73.9
Combined post-compulsory education	0.5	1.1	0.7	0.9	1.3	1.5	1.4	1.3	1.4
Other programmes	9.4	9.1	6	5.7	6.2	6.5	6.3	6.1	6.3

<i>Number of applications from 9th and 10th grade students for general upper secondary education programmes</i>									
	2007	2008	2009	2010	2011	2012	2013	2014	2015
Higher Commercial Examination Programme (hhx)	19	18.8	18.8	17.7	16.3	17	16.4	18.2	19.3
Higher Technical Examination Programme (htx)	9.4	10.2	10.3	10.1	9.5	9.4	9.4	9.8	10.1
General upper secondary education	65.6	64.5	64	64.1	65.1	64.3	65.2	63.6	63.4
Adult upper secondary level course	0.1	0.1	0.1	0.1	0.1	0.1	0.1	0.1	0.1
Higher Preparatory Examination (hf)	5.8	6.3	6.9	8	8.5	8.7	8.3	7.9	6.6
International Baccalaureate (IB)				0.1	0.5	0.6	0.5	0.5	0.4

d) Teacher-pupil ratio

In 2013 94 % of teachers had completed a teacher education or training programme according to TALIS (OECD Teaching and Learning International Survey).

<i>Pupil-teacher ratio</i>						
	2007	2008	2009	2010	2011	2012
Public elementary schools	11.1	11.1	11.3	11.6	12.2	12.2
Special education institutions	3.2	3.2	3	2.9	3	3
Private elementary schools	12.5	12.4	12.6	12.5	13.1	13.2

e) Number of indigenous and minority children who receive State-funded education in their own language

No data is available.

f) Children in the non-formal education system

No data is available.

g) Preschool and other early childhood development education facilities

<i>Percentage of children in different age-groups attending day-care facilities, 2008-2013</i>	<i>Age [years]</i>	2008	2009	2010	2011	2012	2013
<i>All children</i>	0	16.7 %	15.3 %	17.8 %	19.1 %	18.7 %	19.0 %
	1-2	90.7 %	90.0 %	91.3 %	91.0 %	90.9 %	91.1 %
	3-5	97.0 %	96.6 %	97.4 %	97.4 %	97.6 %	96.9 %
<i>Non-western immigrants</i>	0	8.5 %	7.7 %	10.5 %	7.2 %	12.9 %	15.8 %
	1-2	51.3 %	43.4 %	48.3 %	51.3 %	51.7 %	56.0 %
	3-5	76.7 %	72.6 %	73.6 %	74.1 %	76.9 %	75.6 %
<i>Non-western descendents</i>	0	9.0 %	8.2 %	9.4 %	10.6 %	11.1 %	10.8 %
	1-2	71.4 %	68.7 %	72.3 %	73.3 %	73.4 %	75.6 %
	3-5	92.6 %	92.7 %	92.4 %	93.5 %	93.0 %	91.3 %

h) Children in after-school programmes

Number of children enrolled in after-school programmes

Age [years]/year	2007	2008	2009	2010	2011	2012	2013	2014
6	41942	41894	43276	44025	44588	46356	45467	45325
7	44112	44713	44380	44598	45014	46273	46767	44564
8	41648	42571	42922	42053	42578	43527	43652	41876
9	33529	34848	35357	34492	34198	35364	35161	32685
10	13403	13840	14266	14640	15370	16148	16315	13766
11	5952	6751	6843	7185	8363	8990	9449	7682
12	3258	3457	3617	3723	4669	4964	5482	4440
13	1424	1500	1508	1386	1641	1784	1968	1703

i) Public playgrounds in communities

No data is available.

j) Children participating in organised leisure, sports, cultural and artistic activities

The Danish Youth Council represents 70 organisations working with children and young people in Denmark including scout organisations as well as political and religious organisations. The organisations represented in the Danish Youth Council have 600 000 young members.

'The Sports Confederation of Denmark' (DIF) organises 9 082 sports club with a total of 825 582 members aged between 0 and 18 years. 'DGI' organises 6 327 sports clubs with a total of 728 640 members aged between 0 and 18 years. 'Danish Company Sportsfederation' organises 246 sports club with a total of 38 102 members aged between 0 and 18 years.

I. Special protection measures

I.1. Children outside their country of origin seeking refugee protection and internally displaced children

a) Number of internally displaced, asylum-seeking and refugee children

Please refer to annex 1, section F.3. for information on the number of applications from unaccompanied minor asylum seekers and asylum-seeking children in 2008-2015 by nationality, gender and age group.

b) Number and percentage of children attending primary and secondary school, vocational training and having access to health and other services

As described in para. 190 and 198-199 all minor asylum applicants in Denmark have the right to attend school (primary and secondary), the possibility to attend vocational training and the right to health and other services.

c) Number of children who have disappeared during or after the status of proceedings to determine their eligibility

<i>Number of unaccompanied minor asylum seekers who have disappeared prior to their application for asylum having been finalised</i>							
2008	2009	2010	2011	2012	2013	2014	Jan – Jun 2015
No data available	No data available	15	7	56	75	119	122

The figures for the period 2010-2014 are based on administrative records from the Danish Alien's Register and the electronic case and document handling system (ECDH).

The figures for 2015 cover the period from January to June 2015 and are provisional based on the administrative records from the electronic case and document handling system (ECDH).

I.2. Economic exploitation including child labour

a) and b) Number and percentage of children below the minimum legal age of employment who are involved in child labour, and access to recovery and reintegration assistance

Please note that children under 13 years of age are not allowed to work in Denmark. Some children under 13 years of age are nevertheless listed in the two tables below due to the fact that children under the age of 13 years earning in excess of DKK 9 207 annually by participating in cultural and artistic events are covered by the statistics.

Number of young people in employment by year, age and gender

Age [years] /gender	Number in employment					Number in entire population				
	2008	2009	2010	2011	2012	2008	2009	2010	2011	2012
0–14	13 094	23 500	18 539	16 512	15 050	1 009 917	1 008 086	1 001 318	995 087	986 458
Male	7 496	11 405	8 634	7 756	6 979	517 273	516 414	513 043	509 707	505 137
Female	5 598	12 095	9 905	8 756	8 071	492 644	491 672	488 275	485 380	481 321
15–17	90 769	96 134	86 559	84 467	82 258	205 567	209 119	214 192	215 945	215 831
Male	46 626	46 940	41 174	39 950	38 780	105 557	107 283	109 809	110 716	110 690

Female	44 143	49 194	45 385	44 517	43 478	100 010	101 836	104 383	105 229	105 141
--------	--------	--------	--------	--------	--------	---------	---------	---------	---------	---------

Source: The register-based labour force statistic, Statistics Denmark

Number of young people in employment as a percentage of the entire population

Age [years] /gender	Percentage of the entire population				
	2008	2009	2010	2011	2012
0–14	1.3	2.3	1.9	1.7	1.5
Male	1.4	2.2	1.7	1.5	1.4
Female	1.1	2.5	2.0	1.8	1.7
15–17	44.2	46.0	40.4	39.1	38.1
Male	44.2	43.8	37.5	36.1	35.0
Female	44.1	48.3	43.5	42.3	41.4

Source: The register-based labour force statistic, Statistics Denmark

Number of young people in employment by age group

Age [years]	2008	2009	2010	2011	2012
0–9	95	244	256	230	224
10–12	257	816	776	768	676
13–14	12 742	22 440	17 507	15 514	14 150
15	20 418	25 137	21 142	20 134	18 089
16–17	70 351	70 997	65 417	64 333	64 169

Source: The register-based labour force statistic, Statistics Denmark

c) Number of children in street situations

The majority of the children and adolescents under the age of 18 registered as being in a street situation in 2013 stayed together with at least one of their parents in social housing, such as temporary accommodation facilities or with relatives or friends. No children under the age of 18 were registered as street sleepers in 2011 or 2013.

	2009	2011	2013	2015
Number of children and adolescents under the age of 18 in street situations	200	204	144	96

Source: National Mapping of Street situations in Denmark, SFI – the Danish National Centre for Social Research.

I.3. Sexual exploitation, abuse and trafficking

a) Number of children involved in sexual exploitation, including prostitution, pornography and trafficking

During the period 2007 to 2014 13 children under the age of 18 are considered to have been trafficked.

In 2014 five children under the age of 18 were assessed to have been trafficked, of these were 1 child aged 12, 2 children aged 16 and 2 children aged 18. 3 of the children were girls.

b) Rehabilitation programmes

Data is not available

c) Number of reported cases of sexual exploitation, sexual abuse and sale of children, abduction of children and violence against children

The following data show the number of child victims aged between 0-14 years. As the applicable data distinguish between children aged 0-14 years and 15-19 years it is not possible to provide data for all children. It should be noted that the data is not disaggregated based on the age of the offender and that the crime may be committed by a peer etc. i.e. not an adult.

<i>Violation</i>	<i>2009</i>	<i>2010</i>	<i>2011</i>	<i>2012</i>	<i>2013</i>	<i>2014</i>
<i>Incest including acts committed by a step parent or adopter</i>	40	56	36	54	35	23
<i>Rape</i>	89	69	58	56	59	56
<i>Sexual intercourse and sexual activity other than sexual intercourse with a child below the age of consent (15 years)</i>	378	382	354	362	347	303
<i>Other sexual offences such as abuse of a position without use of force.</i>	11	8	4	6	6	0
<i>Indecency</i>	497	619	598	611	636	601
<i>Violence</i>	899	870	937	843	820	945
<i>Deprivation of liberty</i>	3	12	8	3	10	11

With regard to data on child prostitution please refer to the statistics provided in the section on the OPSC.

d) Number and percentage of such cases that have resulted in sanctions

Data is not available as crimes are registered based on the crime and perpetrator and not the victim hence the data cannot be distinguished from cases regarding adult victims.

e) Number of children trafficked for other purposes, including labour

Data are not available as information from police and prosecution service is not disaggregated by age. It is hence not possible to distinguish cases concerning child victims from cases of trafficking of an adult.

f) Number of border and law enforcement officials who have received training with a view to preventing the trafficking of children and ensuring respect for their dignity

Please refer to the information provided in para. 173-174.

I.4. Children in conflict with the law, and administration of juvenile justice

a) Number of persons under 18 years of age who have been arrested by the police due to an alleged conflict with the law

Data is not available.

b) The percentage of cases where legal or other assistance has been provided

Data is not available.

c) Persons under 18 years of age who have been found guilty of an offence by a court

<i>Number of perpetrators aged 15-17 who have received a court sentence</i>						
<i>Type of punishment</i>	<i>2009</i>	<i>2010</i>	<i>2011</i>	<i>2012</i>	<i>2013</i>	<i>2014</i>
<i>Imprisonment</i>	1689	1764	1505	1422	1144	1368
<i>Fine imposed (in court)</i>	403	558	587	485	380	369
<i>Preventive measures</i>	183	376	260	272	159	385
<i>Suspended sentence</i>	3164	3617	3125	2596	2585	2340
<i>Suspended sentence and fine</i>	1050	1431	1070	1073	771	772
<i>Partly suspended sentence</i>	1393	1328	1070	929	508	456
<i>Default sentence where the defendant did not appear in court</i>	1277	1253	1533	3365	2323	2255
<i>Agreement to be fined (in court)</i>	492	465	407	203	113	127

Warning (in court)	35	41	39	14	21	23
Fine imposed in court and disqualification from driving	4	28	27	24	5	42
Fine imposed in court and disqualification from driving a moped	0	0	0	0	21	57
Withdrawal of charges with conditions	367	239	468	308	162	111

d) Recidivism cases

Data is not available.

I.5. Children deprived of their liberty, including any form of detention, imprisonment or placement in custodial settings

a) Number of persons under 18 years of age held in police stations or pretrial detention after having been accused of committing a crime reported to the police, and the average length of their detention

	<i>Number of persons under the age of 18 years held in pretrial detention under the responsibility of the Prison and Probation Service (daily average)</i>
2014	3.7
2013	5.5
2012	3.4
2011	4.1
2010	11.4
2009	17.1
2008	13.3

Data is not available on the average length of detention.

b) Number of institutions specifically for persons under 18 years of age alleged or accused of or recognized having infringed the penal law

Vestre Prison has a special section for persons aged between 15-18 years who due to exceptional circumstances are not held in custody in a special institution. The section is separated from the rest of the prison.

c) Number of persons under 18 years of age in such institutions

	<i>Daily average of number of persons under the age of 18 years</i>
2014	2.6
2013	4.2
2012	2.5
2011	2.9

Data is not available on the average length of stay.

d) Number of persons under 18 years of age detained in institutions where they are not separated from adults

	<i>Daily average of number of persons under the age of 18</i>
2014	1.5
2013	1.6
2012	1.9
2011	1.7

Data for the period prior to 2011 is not available.

It must be noted that during night time persons under the age of 18 years are in general separated from adults.

e) Number and percentage of persons under 18 years of age who have been found guilty of an offence by a court and have been sentenced to detention

	<i>Number of persons under the age of 18 (daily average)</i>
2014	5.4
2013	6.7
2012	7.5
2011	6.3
2010	8.7
2009	7.2
2008	7.1

Data on the average length of detention is not available.

f) Number of reported cases of abuse and maltreatment of persons under 18 years of age during their arrest and detention/imprisonment

There have been no reported cases since Denmark's last periodic report.

I.6. Children in armed conflicts

a)-d) Children in the armed forces

Please refer to the report, para. 243-246.

e) Assistance for physical and psychological recovery following involvement in armed conflict

Data is not available.

J. Optional Protocol to the Convention on the Rights of the Child on the sale of children, child prostitution and child pornography

a) Number of reported cases of the sale of children, child prostitution, child pornography and child sex tourism

It is not possible to provide data on the number of reported cases of trafficking of children as the statistical material is not disaggregated by age and these cases can therefore not be distinguished from cases regarding trafficking of an adult.

<i>Crimes reported to the police</i>	2009	2010	2011	2012	2013	2014
Sexual intercourse or other sexual activity as a client with a child for payment or promise of payment	9	8	11	14	10	6
Complicity in making a child engage in sexual intercourse or other sexual activity with a client for payment or promise of payment	0	0	0	0	4	0

Taking/making of pornographic photographs or films or similar recording of a child with intent to sell or otherwise distribute	2	4	4	3	14	7
Complicity in using a child as an actor in a pornographic performance	0	0	0	0	0	3
Attending a pornographic performance in which a child appears	0	0	0	0	0	0
Distribution or possession of child pornography	173	140	144	126	124	177

b) Number of such cases that have been investigated, prosecuted and sanctioned

It should be noted that the statistics derive from a case handling system and may be subject to entry errors, delayed updates etc.

Furthermore, the number of convictions shows how many offenders per file number have been convicted. A case may consist of several file numbers and several offenders.

It is not possible to provide data on trafficking of children as the statistical material is not disaggregated by age and these cases can therefore not be distinguished from cases regarding trafficking of adults.

<i>Indictments</i>	2009	2010	2011	2012	2013	2014
Sexual intercourse or other sexual activity as a client with a child for payment or promise of payment	4	10	3	16	11	4
Complicity in making a child engage in sexual intercourse or other sexual activity with a client for payment or promise of payment	0	0	0	0	2	0
Taking/making of pornographic photographs or films or similar recording of a child with intent to sell or otherwise distribute	1	0	2	4	11	1
Complicity in using a child as an actor in a pornographic performance	0	0	0	0	3	2
Distribution of child pornography	78	80	68	45	57	55
Possession of child pornography	92	86	84	87	71	95

<i>Sentences</i>	2009	2010	2011	2012	2013	2014
Sexual intercourse or other sexual activity as a client with a child for payment or promise of payment	2	9	4	8	12	9
Complicity in making a child engage in sexual intercourse or other sexual activity with a client for payment or promise of payment	0	0	0	0	0	2
Taking/making of pornographic photographs or films or similar recording of a child with intent to sell or otherwise distribute	2	1	0	3	4	1
Complicity in using a child as an actor in a pornographic performance	0	1	0	0	1	2
Distribution of child pornography	55	78	64	59	61	36
Possession of child pornography	97	92	88	80	86	87

c) Number of child victims receiving recovery assistance and/or compensation

Recovery assistance

Approximately 1000 children have received support in one of the Children's Houses during the first year of operation (1 October 2013 - 30 September 2014).

Compensation

When the Criminal Injuries Compensation Board receives an application for compensation based on a criminal offence the Board registers the case under the relevant provision of the Danish Criminal Code. If several criminal offenses have taken place, the case is registered under the most serious crime.

The statistics gathered from the electronic case system is thus inconclusive and it cannot be ruled out that applications regarding compensation due to human trafficking/sale of children, child prostitution and child pornography have been registered under a different, more serious crime provision of the Danish Criminal Code and thus have not been included in the statistics pulled from the electronic case system.

With regard to applications for compensation based on to trafficking of human beings, it must be noted that these were previously not registered separately by the Criminal Injuries Compensation Board. As a consequence, the Board do not have any registrations of specific cases prior to 2011. Since 2011 the Board has neither awarded nor received

applications for compensation to children as a result of human trafficking i.e. the number of such cases since 2011 is 0.

With regard to child prostitution the Danish Criminal Code was amended by Act no. 633 of 12 June 2013. Prior to the amendment the Section of the Danish Criminal Code which criminalised procuring did not distinguish between child and adult victims. It is therefore not possible to draw explicit and unambiguous statistical material concerning applications registered under the previous provision.

The Board has reviewed the applications received in 2014 and 2015 registered under the current provision Section 224 of the Danish Criminal Code. The Board has been able to identify 3 cases from 2014 in which applications for compensation for i.a. child prostitution have been awarded. All 3 cases involved the same perpetrator and the 3 applicants were awarded compensation for injury to their feelings.

<i>Sex</i>	<i>Age</i>	<i>Nationality</i>	<i>Attempt</i>	<i>Amount awarded</i>
Female	13	Danish	x	DKK 5 000
Female	(15-16)*	Danish		DKK 15 000
Female	12	Danish	x	DKK 5 000

* The Board does not have information regarding the time of the crime, but it happened possibly around 2012 where the crimes against the other girls took place. In that case the applicant would have been 15-16 years old.

With regard to child pornography the Criminal Injuries Compensation Board is not able to provide statistics for the period from 2008 to 25 June 2015 on applications for compensation related to child pornography. The Board notes, however, that in the Board's Annual Report of 2011 a case concerning i.a. child pornography is mentioned. The case concerned a Danish girl who had been subjected to sexual activities by her father from the age of 15 months to 7 years old. The father had systematically recorded obscene photographs and films of the girl for the purpose of sale or other distribution. The girl was overall awarded a compensation of DKK 200 000 for injury to her feelings.

K. Optional Protocol to the Convention on the Rights of the Child on the involvement of children in armed conflict

a) Number of students attending military schools and the minimum age of admission

Please refer to Denmark's fourth periodic report, para. 586-595, 599-600 and 602-611.

b) and c) Number of asylum-seeking and refugee children entering the state party from areas where children may have been recruited or used in hostilities and number of children who benefit from physical and psychological recovery and social reintegration measures

No data is available on the number of asylum-seeking and refugee children entering Denmark from areas where children may have been recruited or used in hostilities.

Annex 2: Statistical information regarding Greenland

A. General measures of implementation

Allocation of resources

Public expenditure on children and adolescents

Posts	Sum (mill. DKK)	Pct. of total expenditure
Recreational and sporting services	57.934	0.6
Pre-primary and primary education	856.322	8.5
Secondary education	574.915	5.7
Family and children	870.001	8.7
Total	2 359.172	23.5

Source: Statistics Greenland

The table displays the primary posts concerning children and adolescents and the percentage they constitute of the overall public expenditure, which in 2013 amounted to DKK 10 053.492 mill. The table is prepared in accordance with the classification of functions of government system (COFOG). It does not exclusively contain resources dedicated to child welfare. Neither does it contain all resources dedicated to child welfare. Yet, it provides an indication of the total expenditure in the policy area.

Please refer to the United Nations homepage for explanatory notes on the COFOG clusters.

Dissemination of knowledge of the Convention

Public expenditure on dissemination and implementation of the Convention

Specification	FB 2015	BP 2016	BP 2017	BP 2018
MIO	4.4	4,5	4,5	4,5
UNICEF Project (NAKUUSA)	0.9	0.9	0.9	0.9
Human Rights Council of Greenland	0.9	0.9	0.9	0.9
Total	6.2	6.2	6.2	6.2

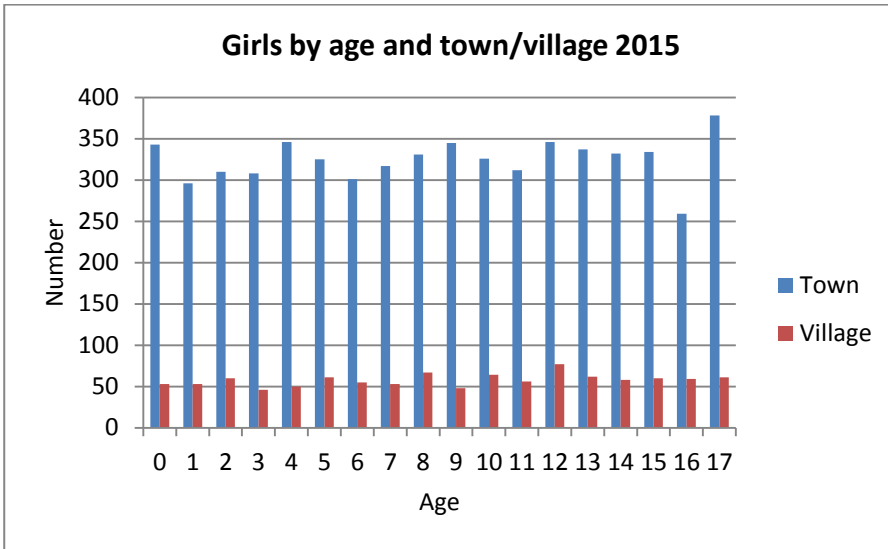
Source: The Finance Bill 2015 - mill. DKK (FB = Finance Bill BP = Budget Proposal)

The table displays the posts on the Finance Bill 2015 concerning national activities dedicated or partly dedicated to enhance the Convention in Greenland. Please note that UNICEF Denmark contributes with DKK 2 mill. to NAKUUSA annually. In addition, MIO and NAKUUSA have received substantial foundation grants, while the Human Rights Council of Greenland receives substantial expert support from the Danish Institute for Human Rights.

There is no available data on the number of professionals trained in the Convention.

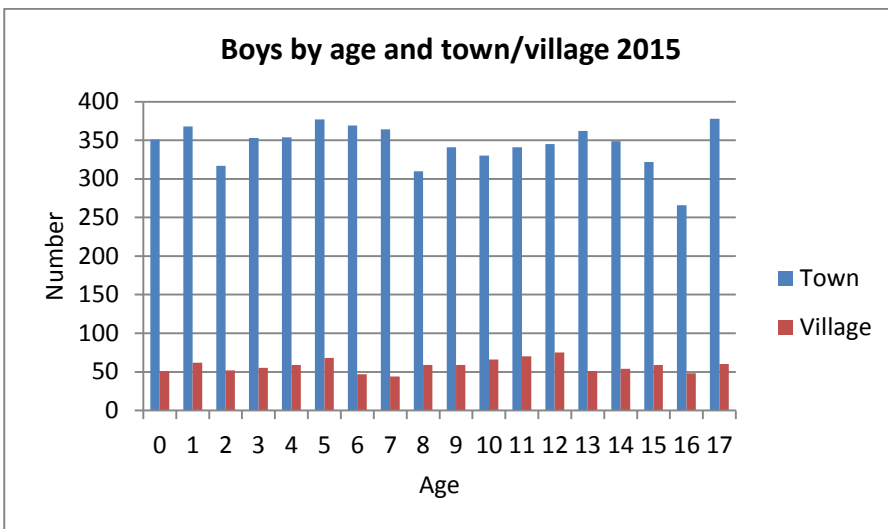
B. Definition of the child

1 January 2015 there were 14 177 citizens under the age of 18 in Greenland out of a total population of 55 984. This corresponds to approx. 25 pct. of the Greenlandic population. Greenland does not keep any centralised statistics on children and adolescents based on ethnicity, religion or functional impairments. A specification of boys and girls by age and town or village is presented below. 52 citizens under the age of 18 live in peripheral areas such as on sheep farms in southern Greenland.



Source: Statistics Greenland

There is a total number of 6917 girls in Greenland aged between 0 and 18 years. 5846 live in towns, while 1071 live in villages or other peripheral localities such as sheep farms. Thus, approx. 15 pct. live in villages and 85 pct. live in towns.



Source: Statistics Greenland

There is a total number of 7262 boys in Greenland between 0 and 18 years. 6197 live in towns, while 1065 live in villages or other peripheral localities such as sheep farms. Thus, approx. 15 pct. live in villages and 85 pct. live in towns.

C. General principles

Non-discrimination

UN conventions and declarations on human and civil rights ratified by Greenland

1. International Covenant on Civil and Political Rights
 2. International Covenant on Economic, Social and Cultural Rights
 3. International Convention on the Elimination of All Forms of Racial Discrimination
 4. Convention on the Rights of the Child
 5. Convention on the Rights of Persons with disability
 6. Convention on the Elimination of All Forms of Discrimination against Women
 7. Convention on the protection and promotion of Diversity of Cultural Expressions
 8. Declaration on the Rights of Indigenous Peoples
-

Source: The International Handbook 2014 – Foreign Affairs Directorate

Right to life, survival and development

Persons younger than 18 years old that have passed away in the period 2010 -2014

Cause of death for persons under 18 years old	2010	2011	2012	2013	2014
Extrajudicial, summary or arbitrary executions	0	0	0	0	0
Capital punishment	0	0	0	0	0

Source: The Police of Greenland

Respects for the views of the child

There is no available data on the number of children that have been heard in judicial and administrative proceedings.

E. Violence against children

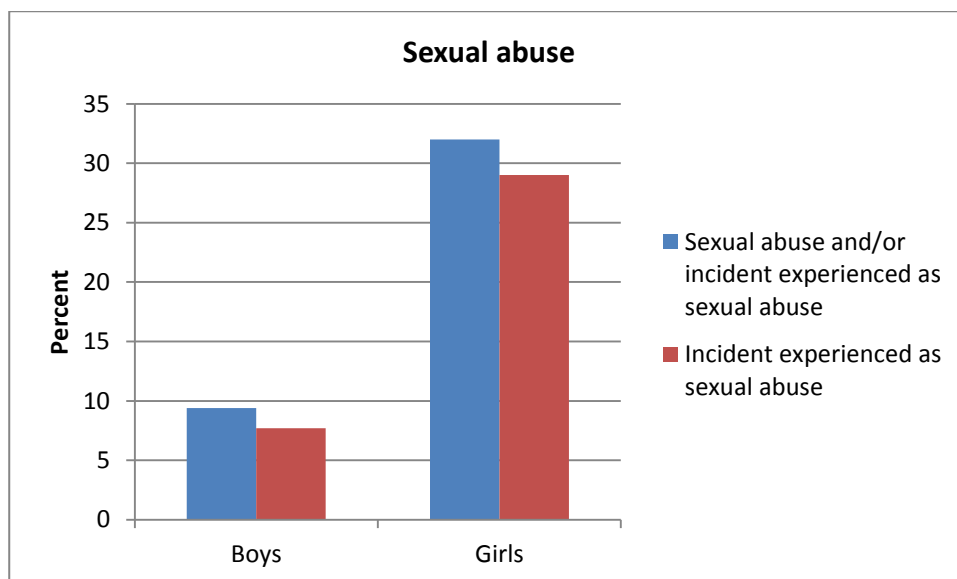
Abuse and neglect

The survey 'Children in Greenland' (Danish National Centre for Social Research, 2009) estimates that 16 percent of mothers to children between 0 and 14 years have been victims of physical violence by a spouse or a partner. In the eastern part of Greenland the number is approx. 25 percent.

In the survey 'Youth Welfare in Greenland' (Danish National Institute of Public Health, 2011) 38 percent corresponding to 100 adolescents between 15 and 16 tell that they at some point in their life have witnessed violence against their mother. Out of these 100 adolescents 18 percent have witnessed violence against their mother one time in the recent year, while 20 percent have witnessed violence against their mother many times the recent year. 7 percent of the adolescents have witnessed violence against their father, while 10 percent have witnessed violence against siblings.

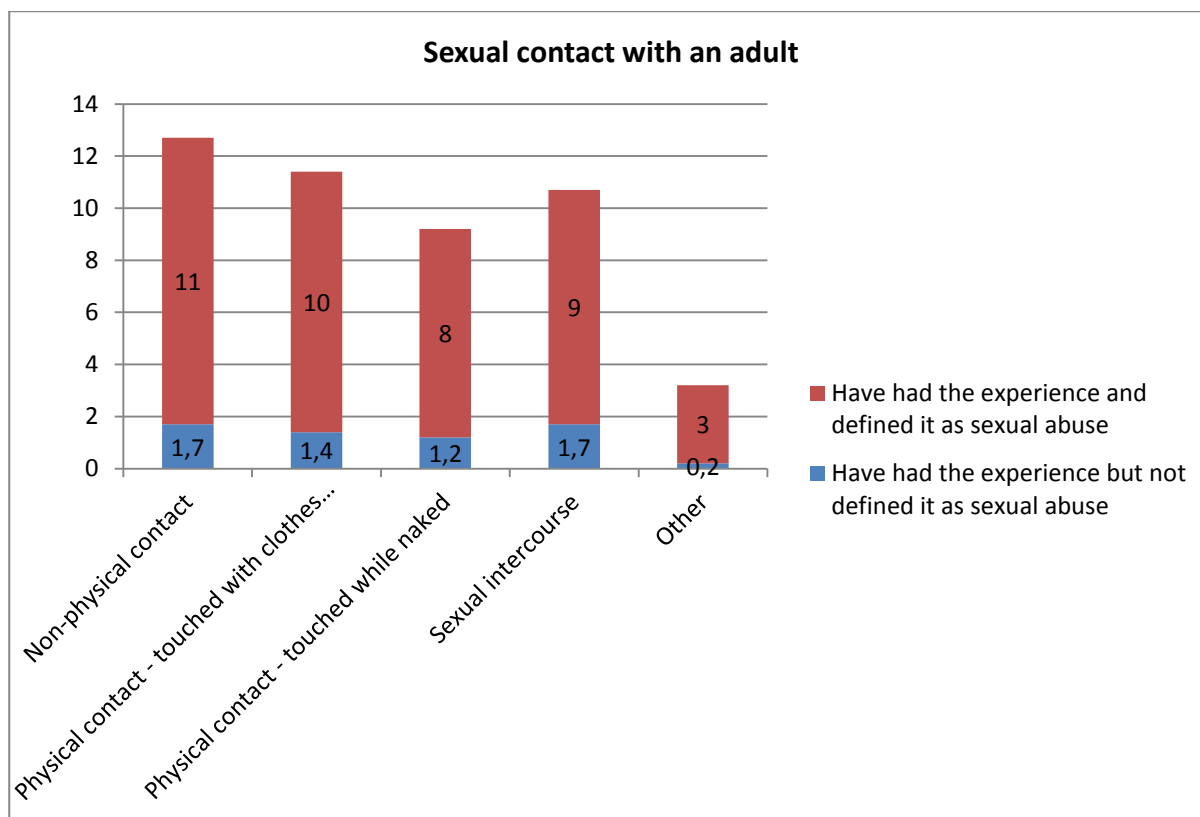
In the survey 'Youth Welfare in Greenland' from 2011 24 percent of adolescents aged between 15 and 16 tell that they have been beaten or assaulted outside the home. Boys mainly experience violence from strangers, while girls mainly experience violence from a boyfriend/girlfriend or family violence.

Sexual exploitation and sexual abuse



Source: Youth Welfare in Greenland (National Institute of Public Health, 2011)

The bar chart shows the shares of boys and girls, who have had sexual experiences with peers and/or have had sexual contact with an adult before the age of 15 and/or experienced the incident as sexual abuse and the shares of boys and girls, who defined the incident as sexual abuse (N=390). The Youth Welfare in Greenland-survey is based on interviews with 15 to 16 year old adolescents.



Source: Youth Welfare in Greenland (National Institute of Public Health, 2011)

The bar chart shows the share of boys and girls in the Youth Welfare in Greenland survey, who have answered the question on sexual contact with an adult divided among different types of sexual contact and the share of boys and girls, who have defined the incident as sexual abuse (N=350). The adolescents had the opportunity to state more than one sexual contact, thus the percentages do not sum up to 100 percent.

Non-physical contact include 1) suggestions or offers to engage in something sexual without the adult touching the adolescent or without anything else happening, 2) the adult exposed his/her genital or 3) the adolescent exposed himself/herself. Physical contact with clothes on is included in this category 1) the adult touched the adolescent on his/her genitals outside the clothes, 2) the adolescent touched the adult's genital outside the clothes or 3) the adolescent was groped. Physical contact while naked include that 1) the adult touched the adolescent on his/her genitals while naked, 2) the adolescent touched the adult's genitals while naked or 3) simulated sexual intercourse took place. Sexual intercourse and other sexual incidents are not further defined.

According to the survey Youth in Greenland (the Danish National Centre for Social Research, 2015) 6 percent of women and 7 percent of men had their first sexual experience, while they were aged between 0-7 years old. 53 percent women and 29 percent of men had their first sexual experience before the age of consent (15 years).

Recorded criminal offence	2010	2011	2012	2013	2014
Sexual relation with a child under the age of 15	64	75	54	70	52
Sexual relation by seduction of a person under the age of 18	1	1	6	4	7

Source: Annual Statistics 2014, the Police of Greenland

There is no available data on the number of open child cases in the municipal social security offices.

The rights not to be subjected to torture or other cruel inhuman or degrading treatment or punishment

Recorded criminal offence	2010	2011	2012	2013	2014
Number of children reported as victims of torture	0	0	0	0	0
Number of children reported as victims of other cruel, inhuman or degrading treatment or other forms of punishment, including forced marriage and female genital mutilation	0	0	0	0	0

Source: The Police in Greenland

F. Family environment and alternative care

Distribution of children and homes on national and municipality level plus home characteristics on national level 2002-2010 in percent

	2002 [% (number)]	2010 [% (number)]
Children		
Greenland	100 (16.690)	100 (14.551)
Kujalleq Municipality	13,3 (2.226)	12,8 (1.857)
Sermersooq Municipality	33,6 (5.602)	36,4 (5.296)
Qeqqata Municipality	17,7 (2.952)	17,3 (2.512)
Qaasuitsup Municipality	35,4 (5.909)	33,6 (4.886)
Homes		
Greenland	100 (8.310)	100 (7.731)
Kujalleq Municipality	13,8 (1.146)	12,9 (1.001)
Sermersooq Municipality	34,7 (2.883)	37,6 (2.909)
Qeqqata Municipality	17,4 (1.446)	17,0 (1.314)
Qaasuitsup Municipality	34,1 (2.835)	32,4 (2.507)

Place of home *		
Nuuk	24,2 (2.008)	27,1 (2.096)
Other town	58,5 (4.860)	57,2 (4.420)
Village or sheep farm	17,4 (1.442)	15,7 (1.215)
Family structure *		
>1 Adult	82,5 (6.858)	82,0 (6.342)
Single dad	6,9 (577)	7,0 (541)
Single mom	10,5 (875)	11,0 (848)
Number of children in home *		
1	41,0 (3.409)	45,5 (3.519)
2	31,5 (2.619)	31,9 (2.464)
3	17,3 (1.439)	14,7 (1.133)
4	7,0 (585)	5,6 (432)
5+	3,1 (258)	2,4 (183)
Birthplace of adults *		
All adults born in Grl.	84,1 (6.986)	85,6 (6.620)
Adult born in and outside Grl.	11,9 (986)	10,0 (770)
All adult born outside Grl.	4,1 (338)	4,4 (341)
Age of adults *		
1-2 adults 30+	66,8 (4.615)	61,4 (3.746)
All (1-2) adults <30	6,0 (890)	8,3 (1.036)
All (1-2) adults <25	2,8 (779)	3,6 (883)
More than 2 adults	24,4 (2.026)	26,7 (2.066)

* Percent and numbers refer to homes

The table originates from the report 'No child should grow up in poverty' (2013) prepared by the Children's Spokesperson in Greenland (MIO) and the Danish National Institute of Public Health. The table is based on statistics from Statistics Greenland. Due to diverse cases of statistical uncertainties 170 homes out of 72 796 are not included in the table.

Grants to folk high schools on parenting and family life from January 1 till June 1 2015

Town/village	Grant in DKK
Upernavik	123 000
Tasiusaq	126 200
Ilulissat	204 190
Saqqaq/Qeqertat	156 680
Qeqertarsuaq	172 600
Kangerluk	74 800
Qasiguanguit	132 000
Aasiaat	123 536
Kitsi/Akun/Ikam	121 536
Kangaatsiaq	83 744
Kangaatsiaq	105 600
Niaqornaarsuk	104 500
Attu	104 500
Ikerassarsuk	104 500
Iginniarfik	104 500
Maniitsoq	289 875
Atammik	72 000

Narsaq	44 000
Total	2 247 761

Grants to day centres for children from January 1 till June 1 2015

Town/village	Day centre	Grant in DKK
Ittoqqortoormiit	Kussattak	365 000
Nanortalik	Pilutaq	600 000
Aasiaat	Alleq	371 000
Alluitsup Paa	Sikkersoq	241 307
Tasiilaq	Amarngivat	1 068 000
Total		2 645 307

Grants to family centres

Since the last periodic report submitted in 2008 a number of additional family centres have been opened. In 2015 there are family centres in the following 15 Greenlandic towns and villages: Qaanaaq, Upernavik, Ilulissat, Qasigiannuit, Qeqertarsuaq, Kangaatsiaq, Aasiaat, Sisimiut, Maniitsoq, Nuuk, Paamiut, Qaqortoq, Narsaq, Nanortalik and Tasiilaq. In 2014 the government grant aggregated to DKK 11 743 000.

Grants to shelters for battered women (and their children)

There are shelters for battered women in the following 7 towns: Ilulissat, Aasiaat, Sisimiut, Nuuk, Paamiut, Qaqortoq and Narsaq. In 2014 the government grant aggregated to DKK 1 690 000. 2014-2017 approx. DKK 6 600 000 are allocated to competency development for personal in shelters.

Separation from parents

The distribution of placements by placement type, municipality and town/village:

Qaasuitsup Municipality (Northwest Greenland) 2014

Placements	Kangaatsiaq		Aasiaat		Qasigiannuit		Ilulissat	
	Apr.	Sept.	Apr.	Sept.	Apr.	Sept.	Apr.	Sept.
Self-rule owned 24-hour care centre	2	0	2	3	1	1	19	23
Private 24-hour care centre	1	0	2	0	0	0	2	0
Foster care in Greenland	12	16	20	21	8	8	21	19
Foster care in Denmark	0	0	3	2	0	0	1	0
Total	15	16	27	26	9	9	43	42

Qeqertarsuaq		Uummannaq		Upernavik		Qaanaaq		Total	
Apr.	Sept.	Apr.	Sept.	Apr.	Sept.	Apr.	Sept.	Apr.	Sept.
2	2	14	8	0	1	13	6	53	44
0	0	1	0	2	0	2	0	10	0
5	5	16	16	7	4	9	9	98	98
0	0	0	0	0	0	1	0	5	2
7	7	31	24	9	5	25	15	166	144

Source: Ministry of Social Affairs

In Qaasuitsup Municipality 33 children have been transitioned back home in 2014. 24 of the children have received subsequent social services after returning to their homes.

Qeqqata Municipality (Midwest Greenland) 2014

Placements	Maniitsoq		Sisimiut		Total	
	Apr.	Sept.	Apr.	Sept.	Apr.	Sept.
Self-rule owned 24-hour care centre	4	10	11	4	15	14
Private 24-hour care centre	4	4	0	4	4	8
Foster care in Greenland	18	24	26	35	44	59
Professional foster care in Grl.	3	3	0	0	3	3
Total	29	41	37	43	66	84

Source: Ministry of Social Affairs

In Qeqqata Municipality 1 child has been transitioned back home in 2014.

Sermersooq Municipality (Central West-East Greenland) 2014

Placements	Nuuk		Paamiut		Tasiilaq		Ittoqq.		Total	
	Apr.	Sept.	Apr.	Sept.	Apr.	Sept.	Apr.	Sept.	Apr.	Sept.
Self-rule owned 24-hour care centre	52	51	1	3	20	23	-	2	73	79
Private 24-hour care centre	-	42	-	2	-	18	-	9	71	71
Municipal 24-hour care centre	-	6	-	-	-	-	-	-	-	6
Foster care in Greenland	64	75	14	10	76	89	-	5	154	179
Professional foster care in Grl.	-	-	-	-	-	4	-	-	-	4
Foster care in Denmark	-	3	-	-	-	1	-	1	-	5
Total	116	177	15	15	96	135	0	17	298	344

Source: Ministry of Social Affairs

There is no available data on children that have been transitioned back home in 2014.

Kujalleq Municipality (South Greenland) 2014

Placements	Qaqortoq		Narsaq		Nanortalik		Total	
	Apr.	Sept.	Apr.	Sept.	Apr.	Sept.	Apr.	Sept.
Self-rule owned 24-hour care centre	13	11	3	4	2	3	18	18
Private 24-hour care centre	3	1	3	3			6	4
Foster care in Greenland	19	20	18	18	15	10	52	48
Total	35	32	24	25	17	13	76	70

Source: Ministry of Social Affairs

In Kujalleq Municipality 1 child has been transitioned back home in 2014.

Total number of placements September 2014

Self-rule owned 24-hour care centre	155
Private 24-hour care centre	83
Municipal 24-hour care centre	6
Foster care in Greenland	384
Professional foster care in Grl.	7
Foster care in Denmark	7
Total	642
Pct. of persons under 18 years	4.5
Children on waiting list	22

Source: Ministry of Social Affairs

Immediate placements of children and adolescents in first quarter of 2014

Town	Number
Upernavik	12
Uummannaq	6
Qeqertarsuaq	0
Ilulissat	2
Qasigiannuguit	9
Aasiaat	6
Kangaatsiaq	24
Sisimiut	7
Maniitsoq	6
Nuuk	10
Paamiut	10
Narsaq	2
Qaqortoq	5
Nanortalik	3
Tasiilaq	45
Total	147

Source: Ministry of Social Affairs

The table shows the number of immediate placements of children and adolescents by local social services offices in Greenland. There are no available data from the towns of Ittoqqortoormiit and Qeqertarsuaq. Immediate placements are not included in the total placements table.

Children without parental care

Adoptions internally in Greenland 2010-2015 including adoptions by step-parent etc.

Year	Number of adoptions
2010	23
2011	11
2012	34
2013	23
2014	14
2015 (until 12 August 2015)	9

Source: The High Commissioner

There is no available data on the number of children and adolescents separated from their parents as a result of a court decision.

Abuse and neglect

Police intervention	2010	2011	2012	2013	2014
Children exposed to domestic disputes	442	444	459	439	410

Source: Annual Statistics 2010-2014, the Police of Greenland

Regarding children exposed to domestic disputes the Greenland Police and the municipal social services cooperates on a project called 'Conversation instead of domestic disputes', which includes follow up visits, dialogue and counselling to prevent further escalation of conflicts. According to the police domestic disputes are very often related to alcohol abuse.

G. Disability, basic health and welfare

Survival and development

Infant mortality rate	2008	2009	2010	2011	2012	2013	2014
In total	25	16	14	22	17	15	25
In girls	31	16	10	18	18	11	31
In boys	20	15	18	25	16	18	20

Under 5 mortality rate	2008	2009	2010	2011	2012	2013	2014
In total	6	4	4	4	3	3	
In girls	7	4	2	3	4	3	7
In boys	4	5	5	5	3	4	4

Children with low birth weight

Low birth weight %	2008	2009	2010	2011	2012	2013	2014
In total	5,1	5,4	6,0	6,1	4,6	5,5	5,1
In girls	6,0	5,6	6,0	7,9	5,3	5,4	6,0
In boys	4,3	5,3	6,0	4,6	3,9	5,5	4,3

Children with seriously low birth weight

% of children with birth weight below 1500 g	2008	2009	2010	2011	2012	2013			
In total				1,3	0,8	0,8	1,2	1,7	1,0
In girls				1,8	0,5	0,7	1,6	2,5	0,8
In boys				0,9	1,1	0,9	0,9	0,8	1,1

2008-2014 more than 99 pct. of all children were born in a hospital.

Deaths by non-natural causes

Child deaths in traffic accidents

	2008	2009	2010	2011	2012	2013	2014
In total	1	5	3	3	1	1	1

Child deaths by crime

	2008	2009	2010	2011	2012	2013	2014
In total	2	0	1	0	1	1	2

Child deaths by suicide

	2008	2009	2010	2011	2012	2013	2014
In total	5	7	4	9	1	5	5

Health and health services

Examination of pregnant women

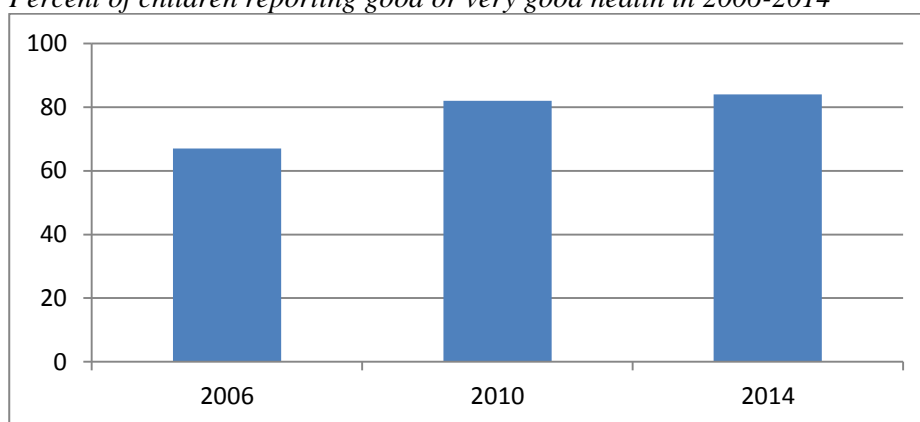
	2008	2009	2010	2011	2012	2013	2014
Examination by a doctor	98 %	95 %	88 %	84 %	75 %	75 %	98 %
Examination by midwife 5 + times	68 %	72 %	74 %	77 %	73 %	75 %	68 %

The table show that almost all pregnant women are examined by a doctor and a midwife during their pregnancy. Women are examined in accordance with the national perinatal guidelines. All women are seen by a midwife at least once and nearly three quarters are seen five or more times.

Teenage pregnancies

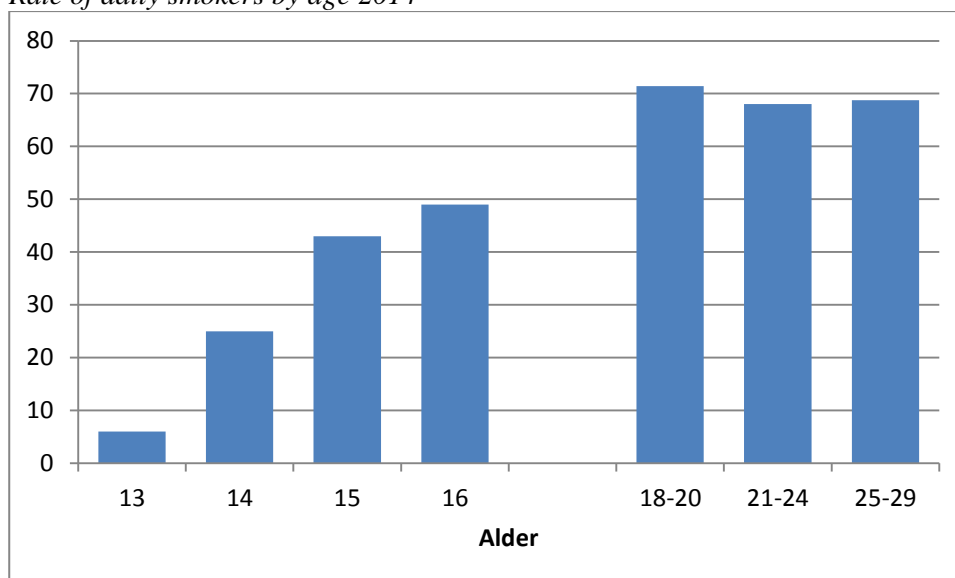
	2008	2009	2010	2011	2012	2013
Rate of births in girls below 18 years of age	28	35	28	27	18	21

Percent of children reporting good or very good health in 2006-2014



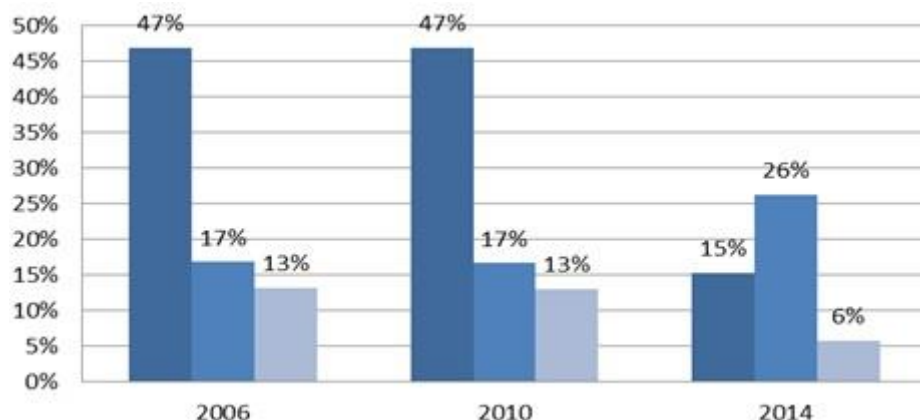
Source: *Health Behaviour in School-aged Children*

Rate of daily smokers by age 2014



Source: *Health Behaviour in School-aged Children*

Alcohol, cannabis and sniffing



Source: *Health Behaviour in School-aged Children*

The table shows the percentage of 15 year olds that have been drunk more than twice (dark blue), tried cannabis (blue) or tried sniffing (light blue) from 2006 until 2014.

Sexually transmitted diseases

There have been 0 new cases of HIV/AIDS in 2008-2014

Person below the age of 18 diagnosed with chlamydia (rate per 1.000)

	2009	2010	2011	2012	2013	2014
In total	762	768	852	982	896	985
In girls	996	981	1163	1303	1184	1327
In boys	536	555	555	658	615	644

Source: *Ministry of Health*

Person below the age of 18 diagnosed with gonorrhoea (rate per 1.000)

	2009	2010	2011	2012	2013	2014
In Total	295	315	349	347	294	376
In girls	357	384	439	440	361	464
In boys	234	246	263	253	228	288

Source: *Ministry of Health*

Psychiatric care

2014 a total number of 29 young persons aged 15–20 years were admitted into psychiatric care.

Children vaccinated against tuberculosis, diphtheria, pertussis, tetanus, polio and measles

Vaccination according to the child health immunization program is free of charge and offered to all children. The program includes BCG, Pneumococ 13 valent, Hepatitis B, Di-Te-Ki-Pol-Hib, MFR and Rubella. HPV vaccination is offered to girls at 12 years of age and an ongoing evaluation looks at the benefit for including the HPV immunizations for boys.

Physically and mentally disabled children

Since the last periodic report was submitted case management in the area of persons with disabilities has been delegated to the municipalities. The municipalities do not yet have fully updated data on physically and mentally disabled persons covered by Parliament Act no. 7 of 1 November 1994 on Assistance to Persons with Disabilities. Thus, the data below is subject to some uncertainty. , there is neither any specified data on physically and mentally disabled children. Therefore, the table below show estimates based on the total number of physically and mentally disabled persons covered by the Parliament Act on Assistance to Persons with Disabilities. During the period 2010-2013 the number has risen approx. 26 percent.

Estimated number of persons under 18 covered by Act on Assistance to Persons with Disabilities

Municipality	2010	2011	2012	2013
Kujalleq	40	45	48	50
Sermersooq	85	116	119	121
Qeqqata	62	64	66	71
Qaasuitsup	91	97	103	108
Total	278	321	336	350

Institutions for young person with severe disabilities 2014

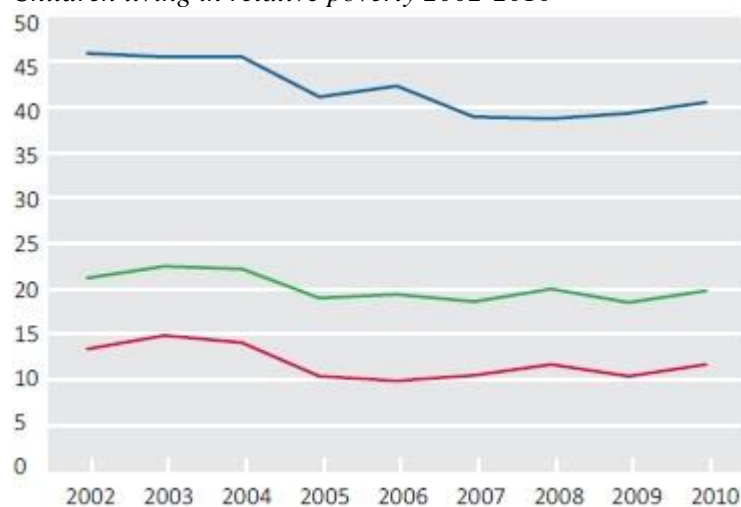
Institution	Boys	Girls	Average age	Age	Target group
Angerlarsimaffik Ivaaraq	3	9	10	0-23	Persons with severe mental and physical disability and children with mental disability
Meeqqat Angerlarsimaffiat	0	2	12	Not set	Persons with disability and issues due to child neglect (sheltered housing)
Suluppaluk	2	0	16,5	16-34	Persons with autism
Gertrud Rask Minde	2	15	12,5	6-16	Persons with mental disability, ADHD and autism
Uulineq	6	0	15	6-18	Children with autism

Associations for disabled persons and their relatives 2015

- KNIPK is a nationwide association for persons with disabilities and their relatives
- Inooqat is an association for parents of mentally challenged children
- ISI is an association for visually impaired and blind persons
- NGP is an association for persons that suffer from arthritis
- Sugisaq is an association for persons with mental disorders and their relatives
- The association for deaf persons helps deaf persons and their relatives
- The association for person with autism
- Local associations for persons with disabilities and their relatives exist in Nuuk and Ilulissat

Standard of living

Children living in relative poverty 2002-2010

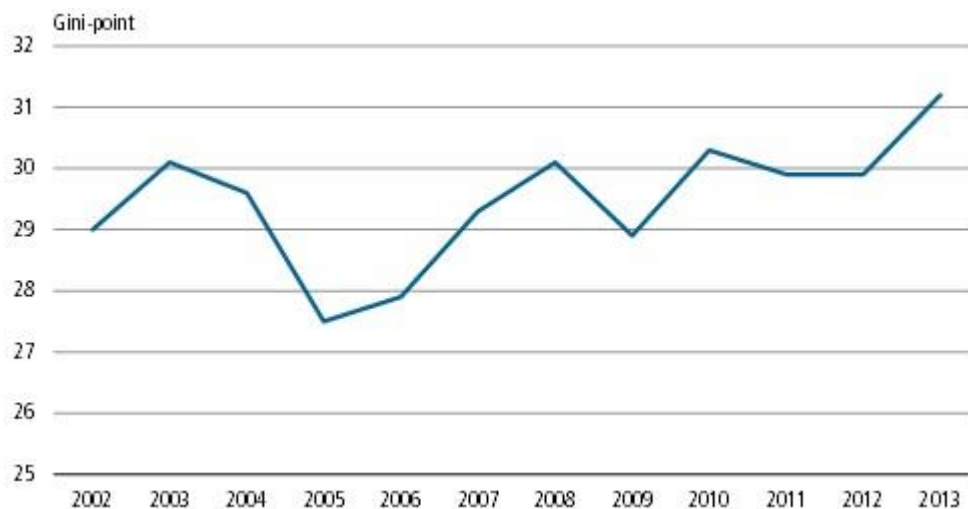


Source: National Advocacy for Children's Rights: No child should grow up in poverty (2013)

The income calculations are based on disposable incomes for households with children. The blue line displays the percentage of children living in families that have received social security in a given year. The green line displays children living in families with an income below 60 percent of the national median income. The red line displays children living in families with an income below 50 percent of the national median income. In addition to common issues regarding measurement of poverty it should be considered that a substantial part of the economy in Greenland is based on payment in kind and self-sufficiency.

Gini-coefficient covering households with children

During the period 2002 to 2013 economic inequality has risen in resemblance with the global trend. However, income statistics from Statistics Greenland (2013) display that incomes in households with children are distributed more equal compared with the income distribution as a whole. In 2013 the total Gini-coefficient in Greenland was approx. 34.3 and approx. 31.2 in households with children.



Source: Statistics Greenland

H. Education, leisure and cultural activities

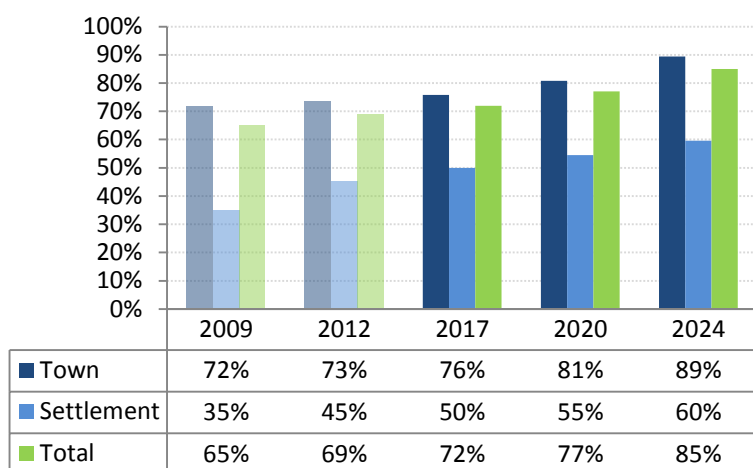
The right to education

Annually approx. 800 pupils are registered to enter elementary school. The total number of school pupils is approx. 8 000 in 85 schools (23 town schools, 60 settlement schools and 2 private schools). The share of educated teachers in town schools is 89 percent, while the share of trained teachers in settlement schools is 50 percent.

1 300 students are attending the five high schools. 1 330 students are attending the six vocational colleges.

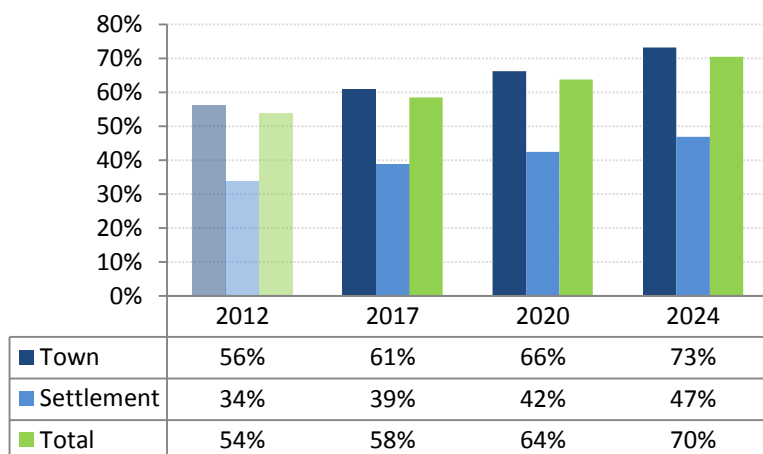
The tables below show developments in the school- and education system 2009-2012 as well as projections and goals set in the government's education strategy 2009-2024.

Share of children aged 0-5 in pre-school



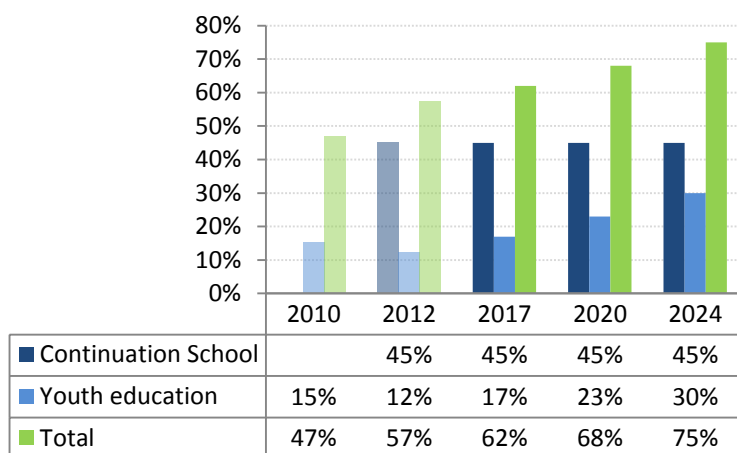
Source: Ministry of Education, Culture, Research and Church

Share of professionals in pre-school



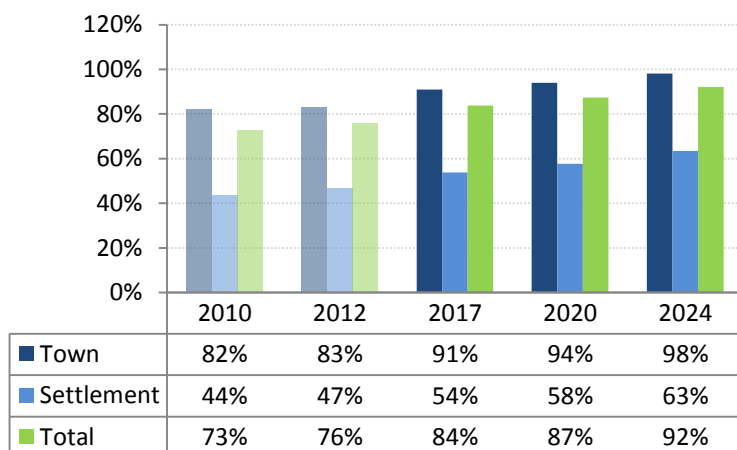
Source: Ministry of Education, Culture, Research and Church

Transition rate from elementary school



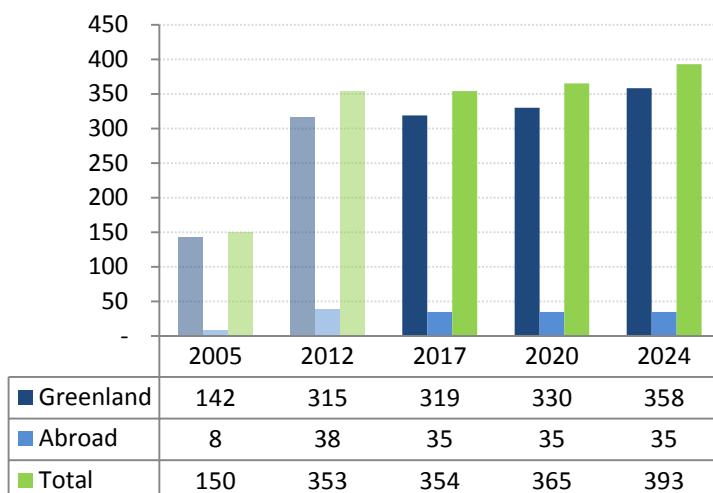
Source: Ministry of Education, Culture, Research and Church

Share of professionals in elementary school



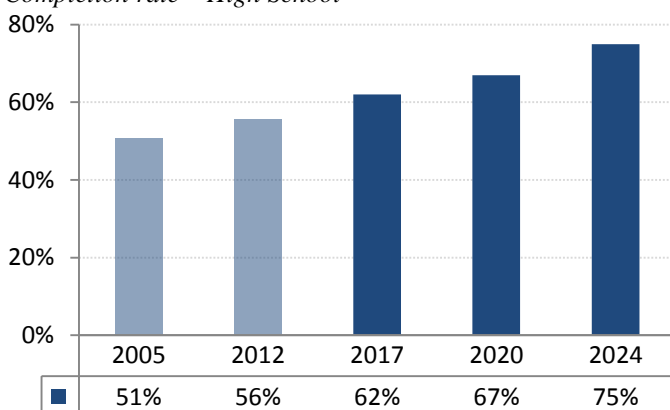
Source: Ministry of Education, Culture, Research and Church

Number of completions – High School



Source: Ministry of Education, Culture, Research and Church

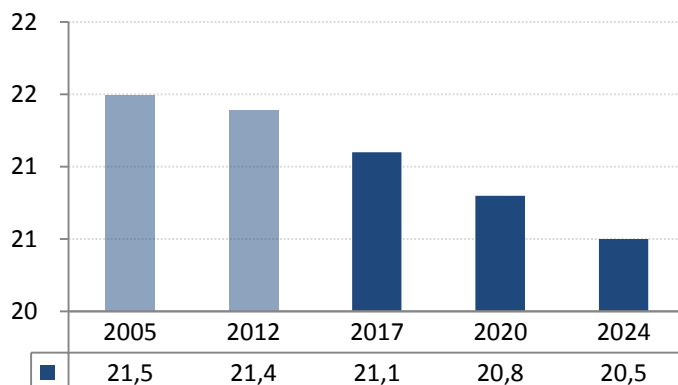
Completion rate – High School



Source: Ministry of Education, Culture, Research and Church

Note: The completion rate is the share of a high school year group that have either completed or is expected to complete the education they have started in the year of counting.

Average age at completion – High School



Source: Ministry of Education, Culture, Research and Church

Education budget

Education budget and expenditure 2014;

Education Area	Government [1000 €]	Municipalities [1000 €]	Total [1000 €]
Pre-school	3 170	40 213	40 213
Elementary	18 666	100 276	106 092
Young people outside education system	950		
High School	29 444	-	19 664
Vocational education and training	31 603	-	23 683
Higher education	24 032	-	23 802
Skills and Competence courses	20 268	5 559	25 827
Student grants incl. joint expenses	47 183	9	47 192
Construction and renovation (Municipalities)		2 586	2 586
Cross cutting initiatives	1 900	-	-
	177 226	148 642	325 868

Source: Ministry of Education, Culture, Research and Church

Total expenditure on education as percentage of total expenditure 2014

	Government	Municipalities	Total
Total expenditures [1000 €]	733 834	526 610	1 260 443
Education as a % of total expenditures	24.2 %	28.2%	25.9 %

Source: Ministry of Education, Culture, Research and Church

Please note that the tables show all financial items related to education including financial items, which are not included in the classification of functions of government system (COFOG) cf. the paragraph on allocation of resources (article 4) in the statistical annex.

I. Special protection measures

Other forms of exploitation

Cases of occupational injury 2008-2012

Age/Year	2008	2009	2010	2011	2012
Under 17	1	2	4	4	2
17-26	36	46	70	85	104

Source: The Working Environment Authority of Greenland

Cases of occupational injury which have been acknowledged 2010-2012

Age/Year	2010	2011	2012
Under 17	0	2	2
17-26	35	74	62

Source: The Working Environment Authority of Greenland

Young people aged 15-19 old in occupation and sideline occupation 2008-2013

Year	Age	Occupation	Sideline occupation
2008	15-19	1508	152
2009	15-19	1389	127
2010	15-19	1280	98
2011	15-19	1238	75
2012	15-19	1109	74
2013	15-19	1017	57

Source: The Working Environment Authority of Greenland

Children deprived of their liberty

Persons aged 15-18 years detained in institutions for incarcerated adults 2010-2014

Towns	2010	2011	2012	2013	2014	Total
Ilulissat	0	0	0	0	0	0
Tasiilaq	0	0	0	0	0	0
Aasiaat	1	1	1	2	1	6
Sisimiut	0	2	0	0	0	2
Nuuk *	3	3	2	0	0	8
Qaqortoq	0	0	2	0	0	2
Total	4	6	5	2	1	18

Source: The Greenlandic Prison and Probation Service

* Data on the number of persons under 18 years of age in the institution in Nuuk is not available. The leader of the institution guarantees that no person younger than 18 years of age has been in the institution for incarcerated persons during the period 2013-2014. An estimate from the institution is that 8 persons younger than 18 years of age have been in the institution during the period 2010-2012.

Adolescents' aged 15-18 years placed in a closed ward 2014-2015

	2014	2015
Number	2	3
Average length of stay (days)	56,5	103,3

Source: Ministry of Social Affairs

No person under 18 years of age has been in any institution together with adults, since the closed ward was established in 2014.

There is no available data on training of professionals involved with the system of juvenile justice.

There is no available data on the number of persons under 18 years arrested by the police.

There is no available data on the number of persons under 18 years held in police stations or pretrial detention after having been accused of committing a crime.

Annex 3: Statistical information regarding the Faroe Islands

A. General measures of implementation

There is no statistical data available on training on the Convention for professionals working with and for children.

B. Definition of the child

In January 2015 the population of the Faroe Islands was 48,704 of which 12,402 citizens were under the age of 18.

Citizens in the Faroe Islands	0 – 17 years
Girls	6019
Boys	6383

Source: Statistics Faroe Islands

Population by gender and age groups. 1 Jan. 2015

	Males	Females	Total	Female in pct.
Total	25,161	23,543	48,704	48.3
0-6 years	2330	2186	4516	48.4
7-14 years	2949	2840	5789	49.1
15-17 years	1104	993	2097	47.4
18-24 years	2366	2052	4418	46.4
25-59 years	11031	9894	20925	47.3
60-66 years	2045	1911	3956	48.3
67 years +	3336	3667	7003	52.4

Source: Statistics Faroe Islands

C. General principles

C.1. Right to life, survival and development

Cause of death, number of deaths								
	Age	2007	2008	2009	2010	2011	2012	2013
Cancer	0-17	1	1	0	0	0	0	0
Endocrine and nutritional disorders and metabolic diseases	0-17	0	0	0	1	0	0	0
Diseases related to the nervous system and sense organs	0-17	0	0	1	0	0	1	0
Heart disease	0-17	1	1	1	0	0	1	0
Other cardiovascular diseases	0-17	0	0	1	0	0	0	0
Diseases of the digestive organs	0-17	0	0	1	0	0	0	0
Diseases of the urinary and genital organs	0-17	1	0	0	0	0	0	0
Some diseases that occur in the perinatal period	0-17	0	0	0	0	0	2	0
Congenital malformations and chromosomal abnormalities	0-17	4	1	1	1	4	2	1
Symptoms and abnormal findings with ill-defined causes	0-17	0	0	1	0	0	2	0
Accidents	0-17	4	0	0	1	0	0	0
Suicide	0-17	0	0	0	0	0	1	0
Crime and other forms of violence	0-17	0	0	0	0	0	0	0
Death certificates without medical information	0-17	0	0	0	0	1	0	0
All causes of death	0-17	11	2	6	3	5	8	3

Source: Danish Cause of Death Register

C.2. Respect for the views of the child

Child and youth organisations

The Faroese Youth Council represents 21 organisations working with children and young people in the Faroe Islands e.g. scout organisations, cultural and artistic organisations as well as political and religious organisations. The organisations represented in the Faroese Youth Council have approximately 4800 young members.

The Faroese Confederation of Sports organises 120 sports clubs with a total of 12800 registered members, of whom 9397 members are under 18 years.

Schools with independent student councils

No data is available.

Judicial and administrative proceedings

No data is available.

D. Civil rights and freedoms

D.1. Birth registration

Birth registration is required by law. All new-borns are hence registered.

	2007	2008	2009	2010	2011	2012	2013	2014
Number of live births	675	667	614	642	581	619	626	639

Source: Statistics Faroe Islands

D.2. Access to appropriate information

In January 2015 there were 29 libraries in the Faroes.

D.3. The right not to be subjected to torture or other cruel inhuman or degrading treatment or punishment

There is no reporting of torture of children in the Faroes. According to the Faroese criminal code § 157a torture is an aggravating circumstance when determining violations of the Criminal Code.

E. Violence against children

E.1. Abuse and neglect

Since the establishment of the Children's House in the Faroe Islands in 2013, the collection of statistical data on the number and type of sexual abuse and violence cases has improved significantly. Because the Faroese Children's House is organised according to the same framework as the Danish Children's Houses, Faroese data is comparable to Danish data.

In 2014, there were 29 registered cases of abuse.

20 of the 29 cases were considered concluded and closed in 2014. Of the 29 cases 35 percent were violence-related, 50 percent were cases of sexual abuse, while 15 percent involved both violence and sexual abuse.

F. Family environment and alternative care

F.1. Family support

2.8 percent of children between 0 and 17 received support from the Faroese Child Welfare Service in 2013. This is below average when compared to data from the other Nordic countries in 2012-2013.

The Faroese Child Welfare Service encompasses a range of services that typically consist of various home-based activities and assistance.

Childcare services

Childcare services are administrated by the local municipalities. The municipality grants a subsidy for the costs of day care. To ensure all children access to a day-care facility, an additional subsidy is given to parents whose income does not exceed a determined threshold.

Children in day-care

	2004	2008	2012	2015
Total	4338	4894	4911	4947
Kindergarten/nursery	2617	3158	3578	3681
After-school centre	669	1000	847	938
Day-care centre	1052	736	486	328

Source: Statistics Faroe Islands

Children in day-care by gender

	Kindergarten/nursery	After-school centre	Day-care centre
2004			
Boys	1241	327	496
Girls	1376	342	556
2008			
Boys	1625	505	384
Girls	1533	495	352
2012			
Boys	1852	404	265
Girls	1726	443	221
2015			
Boys	1956	454	167
Girls	1725	484	161

Source: Statistics Faroe Islands

F.2. Children without parental care

Comparable statistical data is collected on child welfare interventions with respect to gender and age. Based on the NOSOSCO report's comparison of this data, the number and rate of children brought into care in the Faroe Islands is lower when compared to other Nordic countries. However, this number is increasing. In 2012, 7 out of every 1,000 children between the ages of 0-17 were brought into care in the Faroe Islands:

80 percent were brought in foster care (placed in another family).

20 percent were placed in an institution (4 percent were placed in an institution outside of the Faroe Islands, typically in Denmark).

F.3. Family reunification

No disaggregated data available.

F.4. Illicit transfer and non-return

No data available.

G. Disability, basic health and welfare

G.1. Children with disabilities

The social security act gives parents the right to economical compensation to cover the high expenditure of minding a child with disabilities. In 2013 the number of parents receiving economical support for this reason was 285.

Children with disabilities attending regular schools

Please refer to VIII.A. regarding children with disabilities attending regular schools.

G.2. Health and health services

Infant mortality rate	2007	2008	2009	2010	2011	2012	2013	2014
In total	7.4	4.4	3.2	4.6	5.1	9.7	1.6	3.1

Source: Chief Medical Officer in the Faroe Islands

Under 5 mortality rate	2007	2008	2009	2010	2011	2012	2013	2014
In total	11.6	4.4	3.2	3.1	8.5	12.9	1.6	

Source: Danish Cause of Death Register

Children with low birth weight

Low birth weight %	2007	2008	2009	2010	2011	2012	2013	2014
In total	3.1	3.4	2.9	2.8	4.1	3.6	5.7	2.1

Source: Chief Medical Officer in the Faroe Islands

Children with seriously low birth weight

% of children with birth weight below 1500 g	2007	2008	2009	2010	2011	2012	2013	2014
In total	0.1	0.3	0.3	1.1	0.2	0.5	0.5	0.2

Source: Chief Medical Officer in the Faroe Islands

Percentage of children born in hospitals

	2007	2008	2009	2010	2011	2012	2013	2014
In total	99.4	99.9	100	99.8	99.7	99.5	99.4	99.7

Source: Chief Medical Officer in the Faroe Islands

H. Education, leisure and cultural activities

H.1. Education, including vocational training

Literacy rates of children and adults

The aim is to have a 100 percent literacy rate among children and adults. However, Pisa results indicate that more than 18 percent of that have completed secondary school lack the necessary reading skills to attend higher education.

Enrolment and attendance

Education is compulsory for 9 years in the Faroe Islands between the ages of 7 and 16. The enrolment rates for primary and secondary schools are 100 percent.

Average teacher-to-pupil ratio

There are currently 7000 pupils and 700 teachers, giving a ratio of 1:10.

Non formal education system

No data available

Children who attend preschool education

Approximately 97 percent of all children are attending day care or kindergarten. Please refer to F1. for statistical data on children in day-care.

Both public and private schools provide optional preschool education, and a tenth year of education after the compulsory nine years is also available from the public school. The table below shows the number of pupils in public schools in the schoolyear 2012/2013.

Public School, Faroe Islands (2012/2013)				
Educational level	Boys	Girls		
Pre-school	47	49		
1. grade	402	348		
2. grade	365	365		
3. grade	387	355		
4. grade	378	349		
5. grade	347	317		
6. grade	392	380		
7. grade	344	351		
8. grade	370	335		
9. grade	401	348		
10. grade	265	231		
Special educational classes	18	1		
Public School (total)	3716	3429		

Source: Statistics Faroe Islands (Ministry of Culture and Education)

I. Special protection measures

I.1. Refugee children

Immigration and Border Control remains under Danish jurisdiction⁵, but negotiations on assuming responsibility of this area has been initiated between the governments of the Faroe Islands and Denmark. Therefore there are so far no children in the Faroe Islands with the status of refugees, asylum seekers, and unaccompanied refugee children.

I.2. Children in armed conflicts

The Faroe Islands do not have any independent defence forces or any compulsory military service and are not involved in any armed conflicts.

I.3. Administration of juvenile justice and children in conflict with the law

The crime rate in the Faroe Island is generally low. It is estimated to be 25 percent lower than in the other Nordic Countries.

Reported criminal offences	1995	2005	2010	2014
Reported criminal offences, total	1057	975	929	700
Sexual offences	40	28	24	25
Crimes of violence	63	71	82	90
Theft	425	477	421	275
Vandalism	370	275	250	208
Other offences	159	124	152	102

Source: Statistics Faroe Islands

Statistical disaggregated data is not available on detained persons or persons in conflict with the law. The number of persons in detention under the age of 18 is, however, low according to the Police and Prison Service. It is estimated to be fewer than five persons in the last five years.

Efforts are made to divert young people from prison and to keep them within the Child Welfare System. A criminal act may therefore lead to a variety of noncustodial orders, supervised by the Child Welfare System.

Serious criminal acts may lead to imprisonment. There is no youth prison or special institutions for persons under the age of 18 in the Faroes, but special measures are being taken in cases that involve juveniles. It is for example possible to divide the prison into separate units in order to keep certain criminals away from the young person.

It is also possible to transfer the person to a suitable institution in Denmark. This is however considered a serious intervention into a young person's life and such transfers are avoided unless the person wishes to be transferred.

Source: The Police and Prison Service in the Faroes

I.4. Economic exploitation of children

The general rule is that children under the age of 15 are not allowed to work in the Faroe Islands. However, children at the age of 13 are allowed to carry out light tasks that are specifically defined.

⁵ Since the introduction of the Home Rule System in 1948, Faroese public authorities have taken over legislative and administrative power in almost all domestic affairs. And with the Takeover Act from 2005 the possibilities available to the Faroese public authorities to take over fields of affairs were expanded significantly. Some of the areas that can be transferred according to the law on devolution have not yet been transferred and are therefore areas of joint concern, for example Prison and Probation Service, Police and Prosecutorial Authority and related elements of the Criminal Justice System.

This means that these areas are being conducted by Danish authorities in the Faroe Islands. The substantive legislative authority is formally under Danish competence, but in practice the Danish authorities only amend or change legislation after receiving notice from Faroese authorities.

Labour force estimated Nov. 2014, employed by age groups and gender

Total	Males	Females	Total
	15 266	12 544	27 811
	As a percentage of population:		
Total	83	76	80
15-19 years	52	68	59
20-24 years	88	76	83
25-34 years	90	86	88
35-39 years	96	94	95
40-44 years	100	88	94
45-49 years	99	87	93
50-54 years	94	89	91
55-59 years	94	88	91
60-64 years	87	69	78
65-74 years	48	31	40

Source: Statistics Faroe Islands

I.5. Drug and substance abuse

Please refer to VII.C. regarding measures to protect children from substance abuse

I.6. Sexual exploitation, abuse and trafficking

The Faroese Police has no indication that human trafficking is taking place on the Faroe Islands. Given the small size of the population (around 48,000 residents) and community, it is believed that it would be difficult to engage in the trafficking of human beings and prostitution without alerting the authorities.

Neither is it the Police's impression that there are any brothels in the country. The Crisis Centre shares the Police's views. The Centre also states that, if there is any trafficking and/or prostitution, it is very well hidden and not organised.