

Security in the World

Necessary but not sufficient Reduction of hunger and malnutrition

World Hunger in the World 2012 presents new estimates of the number of undernourished people going back to 1990, defined in terms of the energy supply. With almost 870 million people chronically undernourished, the number of hungry people in the world remains high. A majority live in developing countries, where about 850 million or more than 15 percent of the population, are estimated to be undernourished.

Recent estimates, from 1990, suggest that progress in reducing undernourishment has been slower than previously believed.

However, progress was achieved before 2007–08. Since then, global undernourishment has slowed and levelled off.

Meeting the Millennium Development Goal (MDG) target of halving undernourishment in the developing world by 2015 is within reach if the right steps are taken to reverse the slowdown since 2007–08.

Recent estimates this year to the FAO methodology for estimating undernourishment. Improvements and better data are needed to capture the effects of major economic shocks. Therefore, the undernourishment estimates do not fully reflect the effects on hunger of the 2007–08 price spikes or the effects of the 2009–10 price spikes in some countries since 2009, let alone the recent price spikes in 2011. More work is also needed to provide a more holistic assessment of undernourishment and food security.

To enhance the nutrition of the neediest, the poor must be included in economic growth and its benefits: (i) Growth needs to involve and reach the poor; (ii) the poor must use the additional income for improving the quantity and quality of their diets and improved health services; and (iii) governments need to use their policies to ensure that public goods and services to benefit the poor and hungry.

Smallholder agriculture is particularly effective in reducing hunger and malnutrition. Most of the world's poor live on agriculture and related activities for a significant part of their livelihoods. Growth involving smallholders, especially women, will be particularly effective in reducing extreme poverty and hunger when it increases returns to agriculture and provides an outlet for the poor.

Economic growth should be "nutrition-sensitive". Growth needs to be inclusive and provide opportunities for the poor to improve their diets and access to safe drinking water and sanitation; improved health services; and increased consumer awareness regarding adequate nutrition and improved distribution of supplements in situations of acute micronutrient deficiencies. In turn, improved nutrition is key to sustainable economic growth.

For accelerating hunger reduction. First, it can protect the poor from economic shocks. Second, social safety nets can contribute directly to more rapid economic growth through employment and strengthened ability of the poor, especially women, to adopt improved technologies with higher productivity.

Finally, economic growth needs to be accompanied by purposeful public policies and programmes that create a conducive environment for long-term economic growth. Key elements of enabling environment include: improved public goods and services for the development of the productive sector; improved access to resources by the poor, empowerment of women, and improved social protection systems. An improved governance framework, including transparency, participation, accountability, rule of law and human rights, is essential for the effectiveness of such policies and programmes.

The State of Food Insecurity in the World

Economic growth is necessary but not sufficient to accelerate reduction of hunger and malnutrition

Undernourishment around the world

About 870 million people are estimated to have been undernourished in the period 2010–12. This represents 12.5 percent of the global population, or one in eight people. The vast majority of these – 852 million – live in developing countries, where the prevalence of undernourishment is now estimated at 14.9 percent of the population (Figure, below left). Undernourishment in the world is unacceptably high.

The updated figures emerging as a result of improvements in data and the methodology FAO uses to calculate its undernourishment indicator suggest that the number of undernourished people in the world declined more steeply than previously estimated until 2007, although the rate of decline has slowed thereafter (Figure, below left). As a result, the developing world as a whole is much closer to achieving the Millennium Development Goal (MDG) target of reducing by half the percentage of people suffering from chronic hunger by 2015. If the average annual decline of the past 20 years continues through to 2015, the prevalence of undernourishment in the developing country regions would reach 12.5 percent – still above the MDG target, but much closer to it than previously estimated.

Considerable differences among regions and individual countries remain, however. A reduction in both the number and proportion of undernourished in Asia observed in recent years has continued, resulting in Asia being roughly on track for achieving its MDG hunger target. The same holds true for Latin America. Africa, by contrast, is continuing its large and rising deviation away from what is needed to meet its target; the trend for progress in reducing undernourishment is broadly mirrored by those for poverty and child mortality. In Western Asia also, the prevalence of undernourishment has progressively increased since 1990–92 (regional

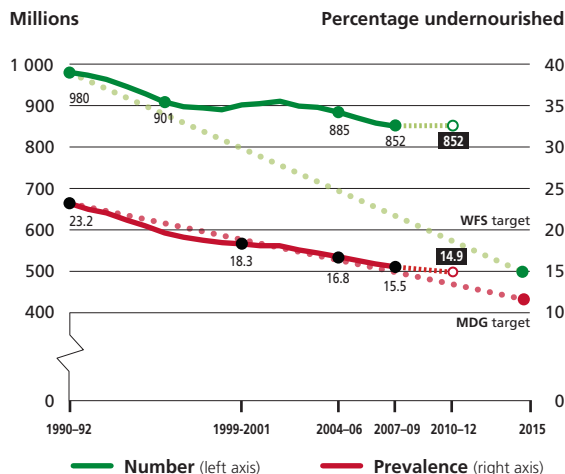
aggregations follow standard UN classification; a breakdown of country composition is provided in the annex to the report).

As regions have differed in their rates of progress towards reducing hunger, the distribution of where hungry people are concentrated in the developing regions has changed over the past 20 years (Figure, below right). The shares of South-Eastern Asia and Eastern Asia in the developing regions' undernourished people have seen the most marked decline between 1990–92 and 2010–12 (from 13.4 to 7.5 percent and from 26.1 to 19.2 percent, respectively), while that of Latin America also declined, from 6.5 to 5.6 percent. Meanwhile, the shares have increased from 32.7 to 35.0 percent in Southern Asia, from 17.0 to 27.0 percent in sub-Saharan Africa and from 1.3 to 2.9 percent in Western Asia and Northern Africa.

Undernourishment in recent years

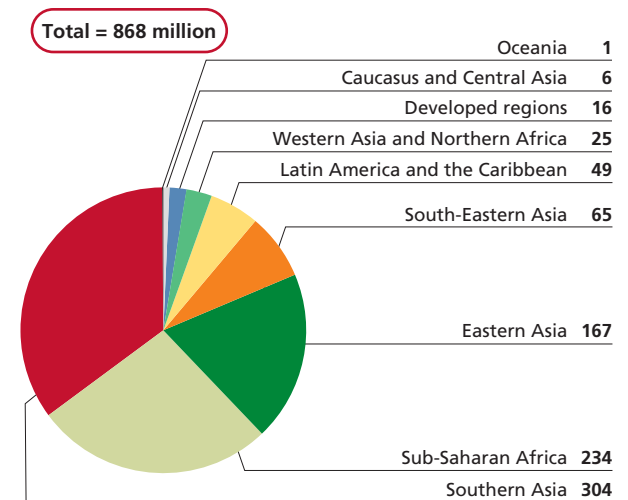
The new estimates also suggest that the increase in hunger during 2007–10 – the period characterized by food price and economic crises – was less severe than previously estimated. There are several reasons for this. First, the FAO methodology estimates *chronic* undernourishment based on habitual consumption of dietary energy and does not capture the effects of price spikes, which are typically short-term. As a result, the prevalence should not be used to draw definitive conclusions about the effects of price spikes or other short-term shocks. Second, the transmission of economic shocks to many developing countries was less pronounced than initially thought. More recent GDP estimates suggest that the “great recession” of 2008–09 resulted in only a mild slowdown in many developing countries, and increases in domestic staple food prices were very small in China, India and Indonesia (the three largest developing countries).

Undernourishment in the developing world



Source: FAO.

Undernourishment in 2010–12, by region (millions)



Source: FAO.



Improvements to the FAO hunger indicator

This year's edition of *The State of Food Insecurity in the World* presents new estimates of the number and proportion of hungry people in the world going back to 1990, reflecting several key improvements in data and in the methodology used by FAO to derive its prevalence of undernourishment indicator (PoU). The new estimates incorporate:

- the latest revisions of world population data;
- new anthropometric data from demographic, health and household surveys that suggest revised minimum dietary energy requirements, by country;

- updated estimates of dietary energy supply, by country;
- country-specific estimates of food losses at the retail distribution level; and
- technical improvements to the methodology.

It should be noted that the current methodology does not capture the impact of short-term price and other economic shocks, unless these are reflected in changes in long-term food consumption patterns.

However, even when higher prices cannot be directly linked to a reduction in the total amount of calories consumed by the population, higher food prices may nevertheless have had other negative impacts, for example a deterioration in the quality of the diet and reduced access to other basic needs such as health and education. Such impacts are difficult to quantify using information currently available in most countries, and certainly cannot be captured by an indicator based only on the adequacy of dietary energy. In an effort to fill this information gap, FAO has identified a preliminary set of more than 20 indicators, available for most countries and years. Data for these are available from the companion website for this report (www.fao.org/publications/sofi/en/) and will allow food security analysts and policy makers to assess more comprehensively the various dimensions and manifestations of food insecurity, and thus inform policy for more effective interventions and responses.

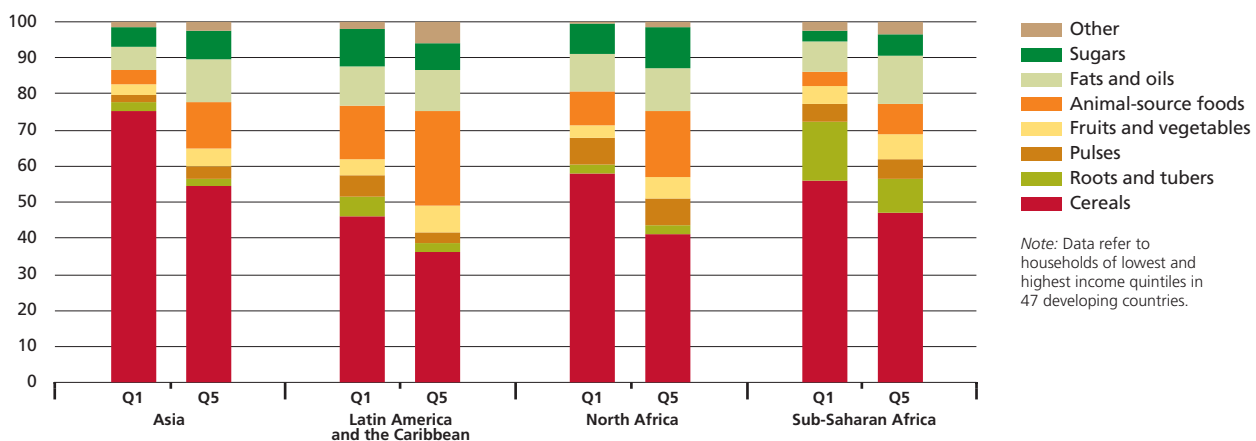
Economic growth – necessary but not sufficient to accelerate reduction of hunger and malnutrition

Progress in reducing undernourishment has slowed considerably since 2007, and strong economic growth will be an essential component for successful and sustainable hunger reduction. Indeed, regions that have grown more rapidly have generally witnessed more rapid reductions in hunger; throughout the world, people with more income have greater dietary diversity (see Figure, below). During the past decade, per capita income growth was positive in all developing country regions, but in many countries growth did not significantly reduce hunger, suggesting that growth alone is unlikely to make a significant impact on hunger reduction.

Economic growth must involve and reach the poor through increased employment and other income-earning opportunities. Furthermore, women need to share in these

As incomes rise, dietary diversity increases

Share of food groups in total dietary energy supplies (percentage)



developments, because when women have more control over household income, more money tends to be spent on items that improve nutrition and health.

In addition to economic growth, government action is also required to eliminate hunger. Economic growth should bring additional government revenues from taxes and fees, which should be used to finance education, skills development and a wide variety of public nutrition and health programmes. Good governance is also indispensable, including the provision of essential public goods, political stability, rule of law, respect for human rights, control of corruption, and effective institutions.

One example of growth that often reaches the poor is agricultural growth, especially when based on increased productivity of smallholders. Agricultural growth is especially important in low-income countries, where agriculture's contribution to reducing poverty is greatest. Agriculture is also particularly effective in reducing poverty and hunger when inequality in asset distribution is not high, because smallholders are then able to benefit more directly from growth. A greater focus on integrating smallholders into markets will not only help meet future food demand, but will also open up increased opportunities for linkages with the rural non-farm economy, as smallholders are likely to use most of their additional income to purchase locally produced goods and services.

In order to reduce undernourishment as rapidly as possible, growth must not only benefit the poor, but must also be "nutrition-sensitive". Improving food security and nutrition is about more than just increasing the quantity of energy intake – it is also about improving the quality of food in terms of dietary diversity, variety, nutrient content and safety. To date,

the linkage between economic growth and nutrition has been weak, with long lags before growth is translated into real changes in nutritional status. Policies in support of such objectives should be pursued within an integrated agriculture–nutrition–health framework. And while economic growth is important for progress in improving people's nutrition, the links run in the other direction as well – nutritious diets are vital for people's full physical and cognitive potential and health, thus contributing to economic growth. Improved childhood nutrition and access to education can improve cognitive development and thereby raise income levels when those children become adults, with personal benefits as well as benefits for society as a whole.

Equitable and strong economic growth based on growth of the rural economy of low-income countries goes a long way towards enhancing access to food and improving the nutrition of the poor. However, some of the changes made possible through economic growth take time to bear fruit, and the neediest population groups often cannot take immediate advantage of the opportunities it generates. Thus, in the short-term, social protection is needed to support the most vulnerable so that hunger and undernourishment can be reduced as soon as possible.

But social protection can also reduce undernourishment in the long term. First, it improves nutrition for young children – an investment that will pay off in the future with better educated, stronger and healthier adults. Second, it helps mitigate risk, thus promoting technology adoption and economic growth. By designing a well-structured system of social protection to support and complement economic growth, undernourishment and malnutrition can be eliminated as quickly as possible.

FURTHER INFORMATION

The State of Food Insecurity in the World raises awareness about global hunger issues, discusses underlying causes of hunger and malnutrition and monitors progress towards hunger reduction targets established at the 1996 World Food Summit and the Millennium Summit. The publication is targeted at a wide audience, including policy-makers, international organizations, academic institutions and the general public with an interest in linkages between food security, human and economic development.

ENQUIRIES: sofi@fao.org

MEDIA RELATIONS: FAO-Newsroom@fao.org

FAO PUBLICATIONS CATALOGUE: www.fao.org/icalog/inter-e.htm

Food and Agriculture Organization of the United Nations
Viale delle Terme di Caracalla,
00153 Rome, Italy
Tel.: +39 06 57051

WEBSITE: www.fao.org