

Keyfigures 2013 edition

Ministère
de la Culture
et de la
Communication
Secrétariat national
et de la
coordination des
politiques culturelles
et de l'innovation
culturelle
des études
de la prospective
et des statistiques

culture statistics

2011 DATA UNLESS OTHERWISE STATED

MUSEUMS

“Musées de France”

- 1,218 museums (2012).

	Number of museums	Admissions
	<i>Units</i>	<i>Thousands</i>
Total	993	59,019
Over one million visitors	7	26,328
Between 100,000 and 1 million	63	15,304
Fewer than 100,000	923	17,387
<i>Closed or inactive museums</i>	<i>154</i>	<i>///</i>

- Principal admission figures

	<i>Total entries</i>
Musée du Louvre	8,711,000
Versailles	6,746,000
Musée national d'Art moderne*	3,726,000
Musée d'Orsay	3,144,000
Musée du Quai Branly	1,457,000
Musée de l'Armée	1,434,000
Musée Carnavalet-Histoire de Paris	1,108,000
Grande Galerie de l'Évolution	738,000
Musée national Auguste-Rodin and annex	735,000
Musée national de l'Orangerie	697,000
Musée d'art moderne de la ville de Paris	602,000
Petit Palais, Musée des beaux-arts de la ville de Paris	561,000
Centre Pompidou, Metz	552,000

* including exhibitions and cultural events.

Galleries nationales du Grand Palais

1.4 million exhibition entries.
Exhibition: *Matisse, Cézanne, Picasso... l'aventure des Stein*, 515,000 entries.

Centre national d'art et de culture Georges-Pompidou

Exhibition: *Edvard Munch, l'œil moderne*, 487,000 entries.

Universcience (Cité des sciences et de l'industrie and Palais de la découverte)

3.2 million entries: 1.7 million exhibition entries; Palais de la découverte: 511,000 entries.

Contemporary art facilities (art centres, Frac, Jeu de Paume and Palais de Tokyo)

2.2 million entries.

HERITAGE

Archaeology

- 500,000 archaeological entities recensed in the national archaeological map.
- 4,200 archaeological operations conducted of which 75% apply to prevention.

HISTORICAL MONUMENTS

• 44,000 buildings protected as historical monuments

	%
Classified	33
Registered	67
Private owners	50
Municipalities	43
State	4
Other, unclassified	3
Residences	33
Religious buildings	29
Gardens	7
Military architecture	6
Civil engineering	6
Mortuary and memorial architecture	5
Agricultural architecture	4
Other	10

• 116,800 classified movable objects.

Protected areas

- 102 conservation areas.
- 630 zones for the protection of architectural, urban and landscape heritage.

• 167 “villes et pays d’art et d’histoire”.

- Most visited monument: Eiffel Tower, 7.1 million entries.
- 9 million entries, of which 66% paid admissions, in the hundred national historical monuments run by the Centre des monuments nationaux (CMN).

Most-visited 7 CMN-run monuments

	<i>Total entries</i>
Arc de triomphe de l’Étoile	1,600,000
Abbaye du Mont-Saint-Michel	1,351,000
Sainte-Chapelle	924,000
Château de Chambord	779,000
Panthéon	711,000
Cité de Carcassonne	507,000
Notre-Dame de Paris (Towers)	476,000

ARCHIVES

	Services*	Documen- tation (linear km.)	Readers (thousands)	Commu- nications (thousands)
Total	800	3,489	192	2,408
<i>Départements</i>	101	2,365	119	1,761
Municipalities	670	647	61	466
Regions	26	85	1	11
Central Government	3	392	11	170

* 97 *Départements*, 431 municipalities and 17 regions responded to the survey. *Départements* are smaller districts which make up administrative regions. There are between 2 and 8 *départements* in a region.

- 36 million Internet visits, of which 86% to the *Départements* archives; 1.7 billion pages seen, of which 95% to the *Départements* archives.
- 1 million visitors to exhibitions and other publics.
- 5,150 employees.

LIBRARIES

Bibliothèque nationale de France (BnF)

- Tolbiac site : 537,000 readers, or an average of 1,863 readers per day for the Upper Garden library and 317,000 readers and 1 million documents communicated, for the Lower Garden library (researchers).
- Other sites : 70,000 readers and 234,000 documents communicated.
- 9.5 million visitors for the digital library Gallica.

Bibliothèque publique d'information (BPI)

1.5 million readers, or an average of 4,835 per day.

Municipal libraries (2010)

- 3,410 libraries and 3,069 access points to reading.
- 78% lend only books; 12% lend books, phonograms and videograms.
- Collections: 33,900 documents by library, 3,000 documents by access point to reading
- Readers: 1,823 active members by library and 158 by access point to reading.
- Lending of books: 53,346 documents (of all kinds) by library and 3,176 by access point to reading.
- 35 loans by borrower in library and 21 loans by borrower in access point to reading.

Bibliothèques départementales de prêt (2010)

- They provide books to 23.5 million people.
- Collections: 28 million documents, *i.e.* 76 books, 10 music recordings, 3 video recordings per 100 inhabitants.
- 15.3 million deposited documents.

THEATRE

- 4 **national theatres** (Comédie-Française, Théâtre national de la Colline, de l'Odéon et de Strasbourg); 1,092 performances and 580,800 spectators in the head theatres (all shows combined).
- 39 **national and regional dramatic art centres**; 5,311 performances and 1 million spectators in the head theatres; 3,119 touring performances.
- 71 **national playhouses**; 2.1 million paid admissions.
- 114 **accredited playhouses**.
- 628 **theatre groups subsidised** by the Ministry of Culture and Communication.
- 15,300 performances in **Paris private theatres** and 3.3 million spectators (all shows combined).

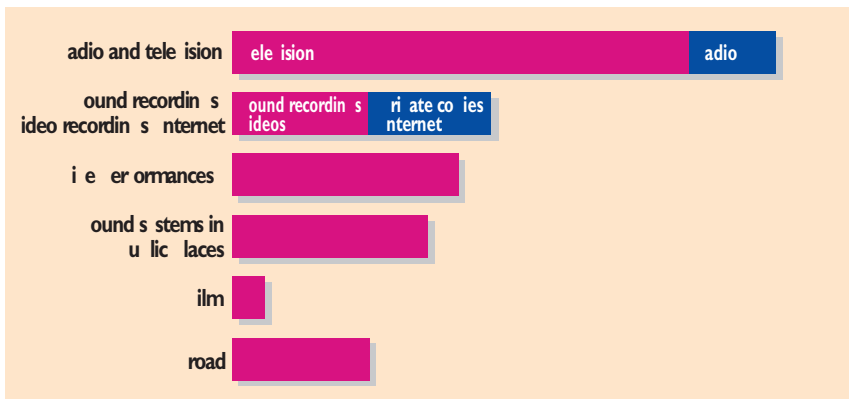
MUSIC AND DANCE

- 481 performances at the **Opéra national de Paris** and 821,000 spectators of whom 420,000 for opera and 331,000 for ballet.
- 55 performances and 51,000 spectators at the **Théâtre national de l'Opéra-Comique**
- 1,583 performances and 1 million spectators at the 13 opera houses subsidised by the Ministry for Culture and Communication.
- 44,000 performances and 21.7 million entries to **paying pop music concerts**.
- 19 **national dance centres**; 1,380 performances and 662,000 entries.
- 267 dance companies subsidised by the Ministry for Culture and Communication.

MUSIC ROYALTIES

- 819 million euros in royalties collected by the SACEM.

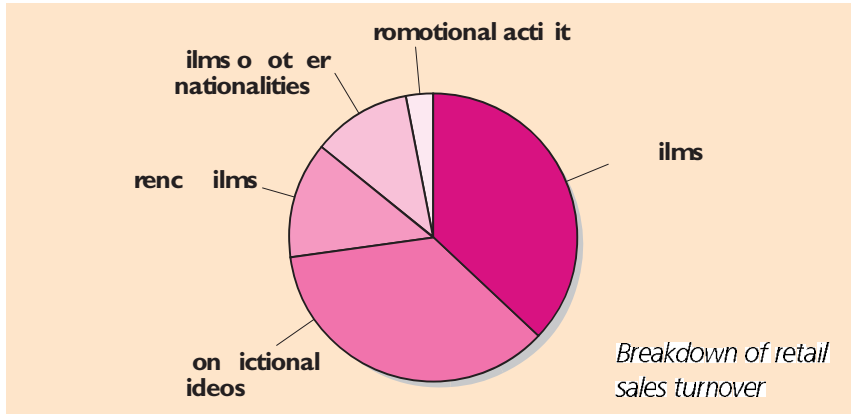
Royalties sources



*with live or recorded music.

VIDEO RECORDINGS

- 132 million video recordings sold of which 50% were films.
- Retail sales turnover of 1.3 billion euros.

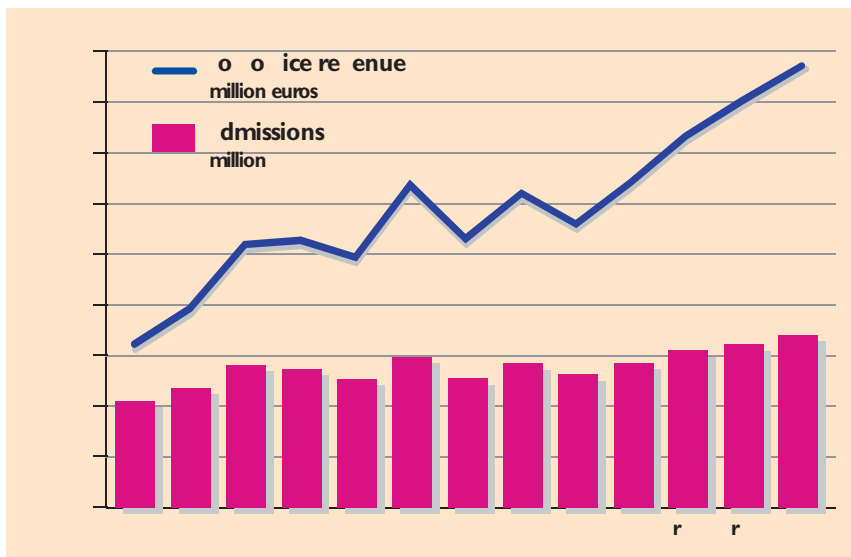


FILM

Film production and distribution

- 270 feature-length films produced, of which 207 French-initiated (that is, produced and financed wholly or mainly by French partners).
- 1.4 billion euros invested in film production, 77% of which was French investment.
- 595 feature-length films on initial release on French market, 293 of which were French and 141 US films.
- 217 million box-office admissions and 1,4 billion euros in takings.

Cinema admissions and box office revenue



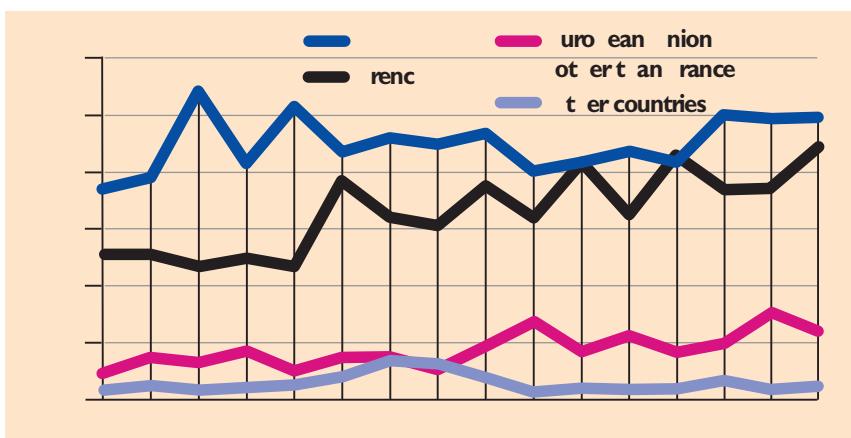
Film facilities

	2001	p2011
Cinemas	2,159	2,031
Cinema screens	5,206	5,465
Seats	1,061,000	1,066,000
<i>Average attendance per screen</i>	<i>36,007</i>	<i>36,639</i>

Multiplex cinemas account for 8.7% of cinemas, 37.1% of screens, 38.7% of seats and 58.6% of attendance.

Admissions by national origin of film

Million entries



Box office

Admissions (million entries)

<i>Intouchables</i> (FR)	16.58	<i>Kung Fu Panda 2</i> (US)	2.69
<i>Rien à déclarer</i> (FR/BE)	8.10	<i>Black Swan</i> (US)	2.64
<i>Harry Potter and the Deathly Hallows – part 1</i> (UK)	6.51	<i>Transformers: Dark of the Moon</i> (US)	2.62
<i>The Adventures of Tintin: Secret of Unicom</i> (US)	5.35	<i>Fast Five</i> (US)	2.52
<i>Pirates of the Caribbean: On Stranger Tides</i> (UK/US)	4.66	<i>The Hangover Part II</i> (US)	2.51
<i>Twilight Breaking Dawn</i> (US)	3.60	<i>Rio</i> (US)	2.44
<i>Puss in Boots</i> (US)	3.41	<i>Polisse</i> (FR)	2.31
<i>Rise of the Planet of the Apes</i> (US)	3.26	<i>Les Femmes du 6^e étage</i> (FR)	2.27
<i>The King's Speech</i> (UK)	3.02	<i>X-Men: First Class</i> (US)	2.10
<i>Cars 2</i> (US)	2.91		
<i>The Smurfs</i> (US)	2.81		

2011 releases attracting box office admissions of over 2 million during the year.

Films shown on television

	Number		Number
Public broadcasters	921	Commercial broadcasters	1,110
of which Arte	384	of which NT1	153
France 3	231	TMC	153
France 2	161	TF1	139
France 4	125	NRJ 12	138
		Canal +	367

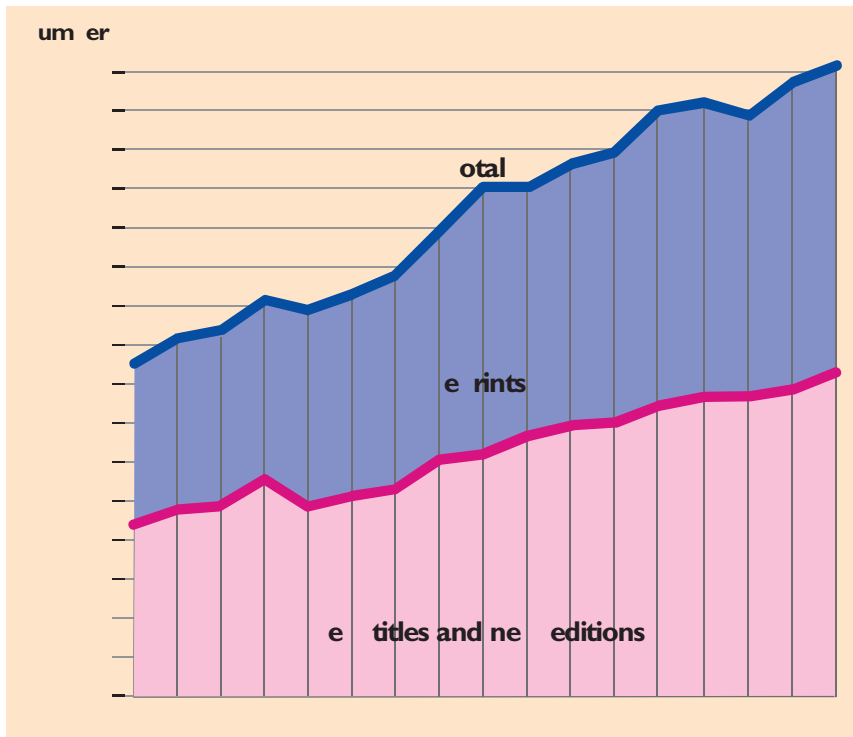
BOOKS

- 81,300 titles published, 620 million copies printed by 261 publishing houses.
- 98 publishing houses which issue over 200 titles annually, publish 92% of all titles.

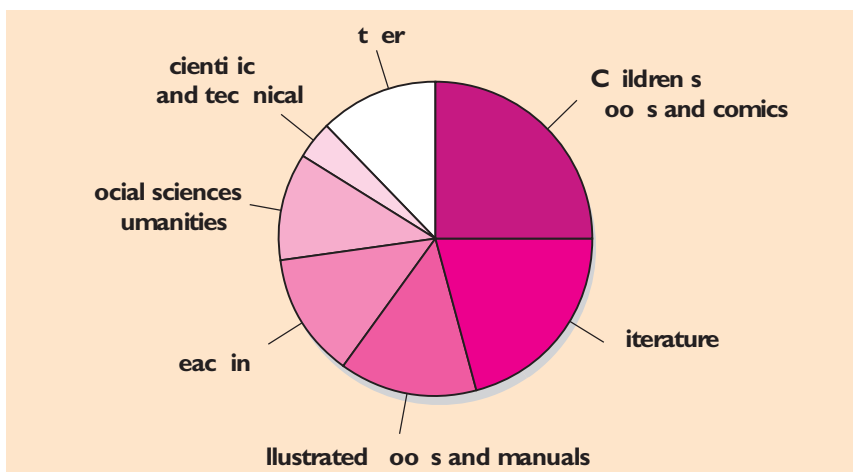
	Titles (number)	Copies (million)
Total	81,268	620.1
New titles and new editions	41,904	379.5
Reprints	39,364	240.6

Including serialised encyclopaedias or those in pamphlet form.

Publishing trends



Breakdown of titles published by category

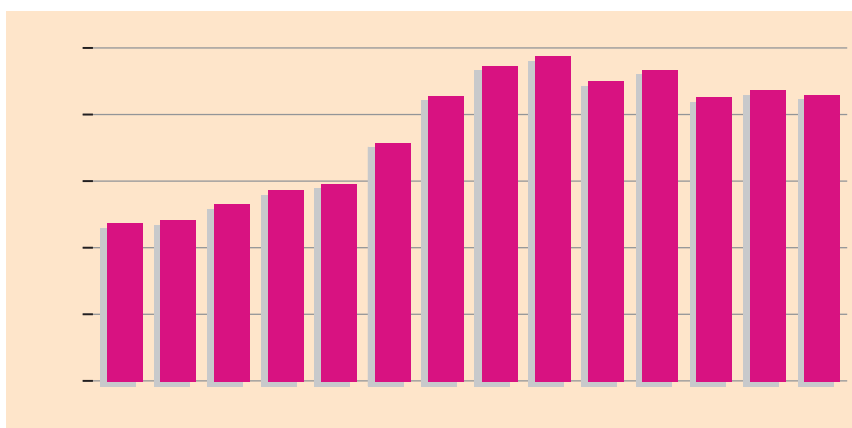


- Average print run:
 - 7,360 copies.
 - 9,630 copies for novels.
- Publishers' turnover: 2.8 billion euros (of which 135 million euros for publishing rights).
- 451 million books sold by publishers.

- Paperbacks:
 - 18% of titles edited;
 - 21% of copies printed;
 - 13% of book publishers' sales turnover;
 - 24% of books sold.

Royalties paid by publishers to authors

Million euros



Book sale outlets (2010)

	Value	Quantity
Booksellers (all kinds)	23.4	21.1
Bookshops (both general and specialised)	17.6	15.8
Department stores	0.3	0.2
Press shops, stationers	5.5	5.1
Specialised cultural superstores	22.3	20.6
Non-specialised superstores (including hypermarkets)	19.1	22.1
Mail orders, clubs (excluding Internet)	13.2	10.1
Internet sales	13.1	12.7
Discounters/second-hand booksellers	1.5	3.8
Brokers	0.1	0.1
Other (works councils, kiosks, stations, book fairs, etc.)	7.2	9.5

Book purchases by a panel of 10,000 persons aged 15 or over, excluding textbooks and encyclopaedias in pamphlet form.

SOUND RECORDING

- 9,600 titles catalogued by the Bibliothèque nationale de France.
- 413 million euros in sales turnover of physical products, and 111 million euros in digital revenue.
- 1,004 new albums and 160 singles registered by publishers.

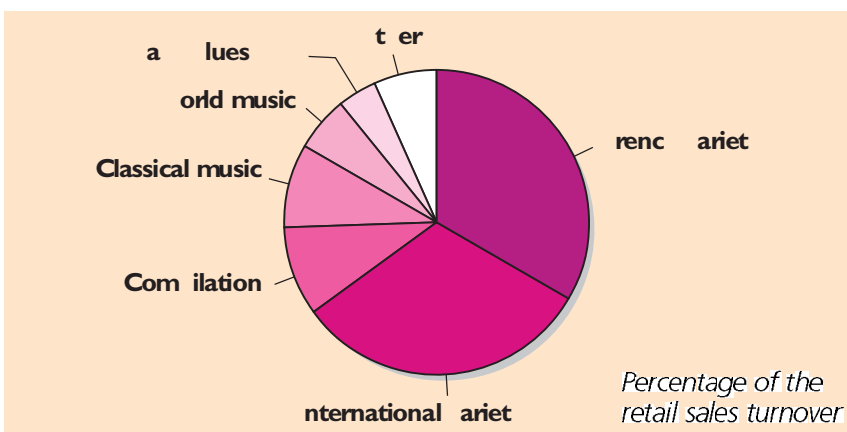
Retail sales of audio CDs and musical DVDs

	<i>Million of units</i>
Total	96.8
Albums	50.4
– In-store sales	43.9
– Download sales	6.5
Singles and titles	43.9
– In-store sales	0.9
– Download sales	43.0
Musical videos in stores	2.5

	<i>Million of euros</i>
Total	756
In-store sales	651
Download sales	105

Tax included, retail sales.

Distribution of CD sales by categorie



42 musical radios stations

	<i>units</i>
Number of different music titles	101,732
of which produced titles over the last twelve months	33,713
Number of diffusions	4,431,169
of which produced titles over the last twelve months	2,534,990
Artists	30,775
of whom French-speaking artists	6,475

ARTISTIC AND CULTURAL HIGHER EDUCATION

Higher Education schools, under the authority of the Ministry for Culture and Communication

Cultural domains	Units	
	Schools	Pupils
Total	113	35,957
Architecture and Landscape	21	18,891
Plastic arts	45	10,983
Performing arts	43	4,070
Heritage	2	1,752
Cinema and audiovisual	2	261

All formations included.

Students at the main schools

ENSA Paris-La Villette	2,063	ENS des beaux-arts de Paris	546
ENSA Paris-Val-de-Seine	1,907	ETA Tours-Angers-Le Mans	527
École du Louvre	1,560	ENSA Clermont-Ferrand	522
CNSMD de Paris	1,356	ENSA Saint-Étienne	513
ENSA Versailles	1,177	ETA Marseille	346
ENSA Marseille-Luminy	1,096	ETA Le Havre-Rouen	319
ENSA Paris-Belleville	1,058	ETA Lyon	313
ENSA Grenoble	959	ETA Toulouse	309
ENSA Montpellier	954	ENS de création industrielle	300
ENSA Paris-Malaquais	927	ETA Angoulême-Poitiers	300
ENSA Lyon	922	ETA Saint-Étienne	292
ENSA Nantes	846	ETA Grenoble-Valence	277
ETA de Bretagne (Brest, Lorient, Quimper, Rennes)	846	ETA Caen-Cherbourg	276
ENSA Bordeaux	798	ETA Nord – Pas-de-Calais (Dunkerque, Tourcoing)	271
ENSA Toulouse	773	ETA Orléans	261
ENSA Strasbourg	744	ENS d'art de Nancy	254
ENSA Nancy	712	ETA Bordeaux	251
ENSA Bretagne	676	ETA Lorraine (Metz, Épinal)	250
ENSA Normandie	652	ETA Pyrénées (Pau-Tarbes)	232
ENS des arts décoratifs	650	ETA Nantes	223
ETA Strasbourg-Mulhouse	650	ETA Reims	205
ENSA Marne-la-Vallée	592		
ENSA Lille	566		
CNSMD de Lyon	552		

Schools with over 200 students.

CNSMD: conservatoire national supérieur de musique et de danse (National academy of music and dance).

ENSA: école nationale supérieure d'architecture (Architectural college).

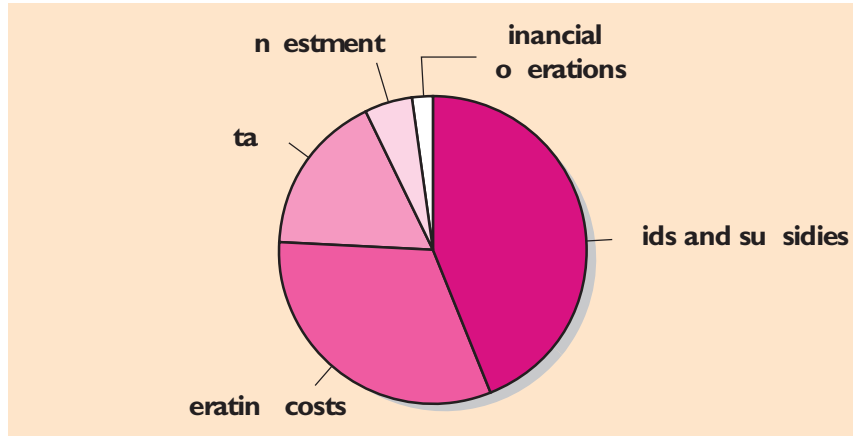
ENS: école nationale supérieure (National higher education college).

ETA: école territoriale d'art (regional art college, delivering national diplomas).


BUDGET OF THE MINISTRY FOR CULTURE AND COMMUNICATION (2013)

- 4 billion euros.

Breakdown by nature of expenditure



Breakdown by State budget programme



cultural expenditure

12

LOCAL GOVERNMENT CULTURAL EXPENDITURE

2006

	Municipalities population > 10,000	EPCI*	Départements	Regions
Operating costs (million euros)	3,389	522	885	388
Investment (million euros)	968	320	407	168
Overall cultural spending (%)	8.1	5.7	2.2	2.5

* EPCI: établissements publics de coopération intercommunale (associations of municipalities).

Not including transfers between different levels of local government.

ITEMS OF HOUSEHOLD CULTURAL SPENDING

	<i>Million euros</i>
Press	6,953
Television and radio services, incl. license fee	6,461
Performing arts	4,282
Books	3,677
Cinema	1,414
Recorded videos	1,377
Recorded and downloaded music	688
Libraries, archives, museums	348

National Accounts base 2005.

CULTURAL PARTICIPATION (2008)

Percentage of people aged 15 and over, who during the past 12 months:

Have:

watched television daily or most days	87
read at least one book	70
of whom have read 20 books or more	17
read at least one retail national daily	69
of whom have done so daily or most days	29
listened to the radio daily or most days	67
read at least every other issue of a magazine or journal	59
listened to music every day or most days	34
watched DVDs at least once a week	25

Have been to:

Museum	30
Historic site or monument	30
Painting or sculpture temporary exhibition	24
Sound and light show	17
Photography temporary exhibition	15
Art gallery	15
Archaeological site, excavation site	9
Archive centre	3
Cinema	57
Outdoor entertainment	34
Amateur entertainment	21
Theatre	19
Circus	14
Music hall, variety show	11
Rock concert	10
Folk dancing performance	10
Dance performance	8
Classical music concert	7
Jazz concert	6
Concert for some other type of music	13

INTERNET

Access at home, June 2012*	%
One personal computer or more	81
Several computers	35
Internet connection	78
Tablet computer	8

* People aged 12 and over.

Out of 100 people aged 12 and over in each group having used the internet over the last twelve months

June 2011	Total	Men	Women
Listening to live streaming music	33	37	29
Watching live streaming films or serials	23	26	20
Downloading music	22	24	19
Watching television	21	22	19
Downloading films	14	17	11

CULTURAL PROFESSIONS (CENSUS OF FRANCE)

2009	<i>Persons</i>
Total	565,200
Audiovisual and performing arts occupations	186,400
Executives, technicians and workers	112,900
Artists	73,500
Visual arts and art & craft occupations	167,800
Visual arts and fashion designers	91,700
Visual Artists	34,100
Arts & crafts	23,500
Photographers	18,500
Literary occupations	85,600
Journalists and publishing executives	59,200
Translators	15,800
Writers	10,600
Architects	50,800
Arts teachers (outside of schools)	47,200
Documentation and conservation	27,400

Active population in employment.

Sources

Association pour le soutien du théâtre privé
Autorité de régulation
des communications électroniques et des postes
Bibliothèque nationale de France
Bibliothèque publique d'information
Centre des monuments nationaux
Centre national d'art et de culture Georges-Pompidou
Centre national du cinéma et de l'image animée
Centre national de la chanson, des variétés et du jazz
Centre de recherche pour l'étude et l'observation
des conditions de vie
Conseil général de l'industrie, de l'énergie
et des technologies
Conseil supérieur de l'audiovisuel
École de Chaillot
Institut national de la statistique
et des études économiques
Ministère de la Culture et de la Communication:
Direction générale des patrimoines
Département générale de la création artistique
Direction générale des médias et des industries culturelles
Secrétariat général
Ministère de l'Économie et des Finances
Ministère de l'Enseignement supérieur
et de la Recherche
GfK
Observatoire de la musique
Opéra national de Paris
TNS-Sofres pour l'Observatoire de l'économie du livre
et le Centre national du livre
RMN-Grand Palais
Société des auteurs, compositeurs
et éditeurs de musique
Syndicat de l'édition vidéo numérique
Syndicat national de l'édition
Syndicat national de l'édition phonographique
Théâtre national de l'Opéra-Comique
Tour Eiffel
Universcience

•

2011 data unless otherwise stated.

C O N T E N T S

Museums	2
Heritage	3
Archives/Libraries	4
Performing arts	5
Video/Film	6, 7
Book publishing	8, 9
Sound recording	10
Arts education	11
Cultural expenditure	12
Cultural spending/Cultural participation	13
Internet/Cultural professions	14
Sources	15

This is an abridged version of
Chiffres clés, statistiques de la culture
(Key figures, Culture statistics)
2013 edition, Chantal Lacroix
with the kind assistance of Sylvie Escande
for the English translation

Yearbook on sale from La Documentation Française
20 euros

[http://www.culturecommunication.gouv.fr/
Etudes-et-statistiques](http://www.culturecommunication.gouv.fr/Etudes-et-statistiques)

Download for free our digital publications:
www.cairn.info



Ministère de la Culture et de la Communication

Secrétariat général

Service de la coordination
des politiques culturelles et de l'innovation

Département des études, de la prospective
et des statistiques

182, rue Saint-Honoré, 75033 Paris cedex 01
[http://www.culturecommunication.gouv.fr/
Etudes-et-statistiques](http://www.culturecommunication.gouv.fr/Etudes-et-statistiques)

**Direction de l'information
légale et administrative**

printed in France
DF 5HC33680
ISBN 978-2-11-009356-1